



ABB ROBOTICS

FlexLoader™ M Product Introduction

Global Solution Center Machine Tending



Agenda

01. FlexLoader M Family
02. FlexLoader M Tray
03. FlexLoader M Conveyor
04. FlexLoader M Vision



1

FlexLoader™ M Family

Global focus on machine tending solutions

Primary segments

Industrial machinery



Foundry



T1, T2 & T3



Metal fabrication



Automotive



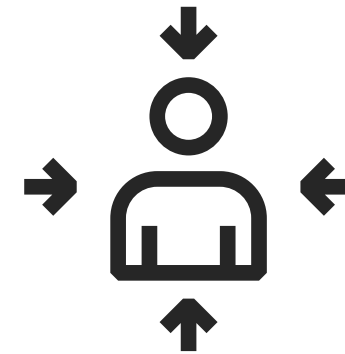
Machine Tending

Example of machining processes and workpieces


- Milling
- Lathing
- Broaching
- De-burring
- Pressing
- Grinding
- Part-feeding



Key Market Trends



**Manage
complexity**



**Increase
flexibility**

Accelerated by the pandemic

FlexLoader™ M

Product Range

6 feeding types

100+ configurations

60% increased productivity

Next-generation digital manufacturing



Tray



Conveyor



Random Feed

COMING SOON



Bin

COMING SOON



AGV

COMING SOON



Zero Point

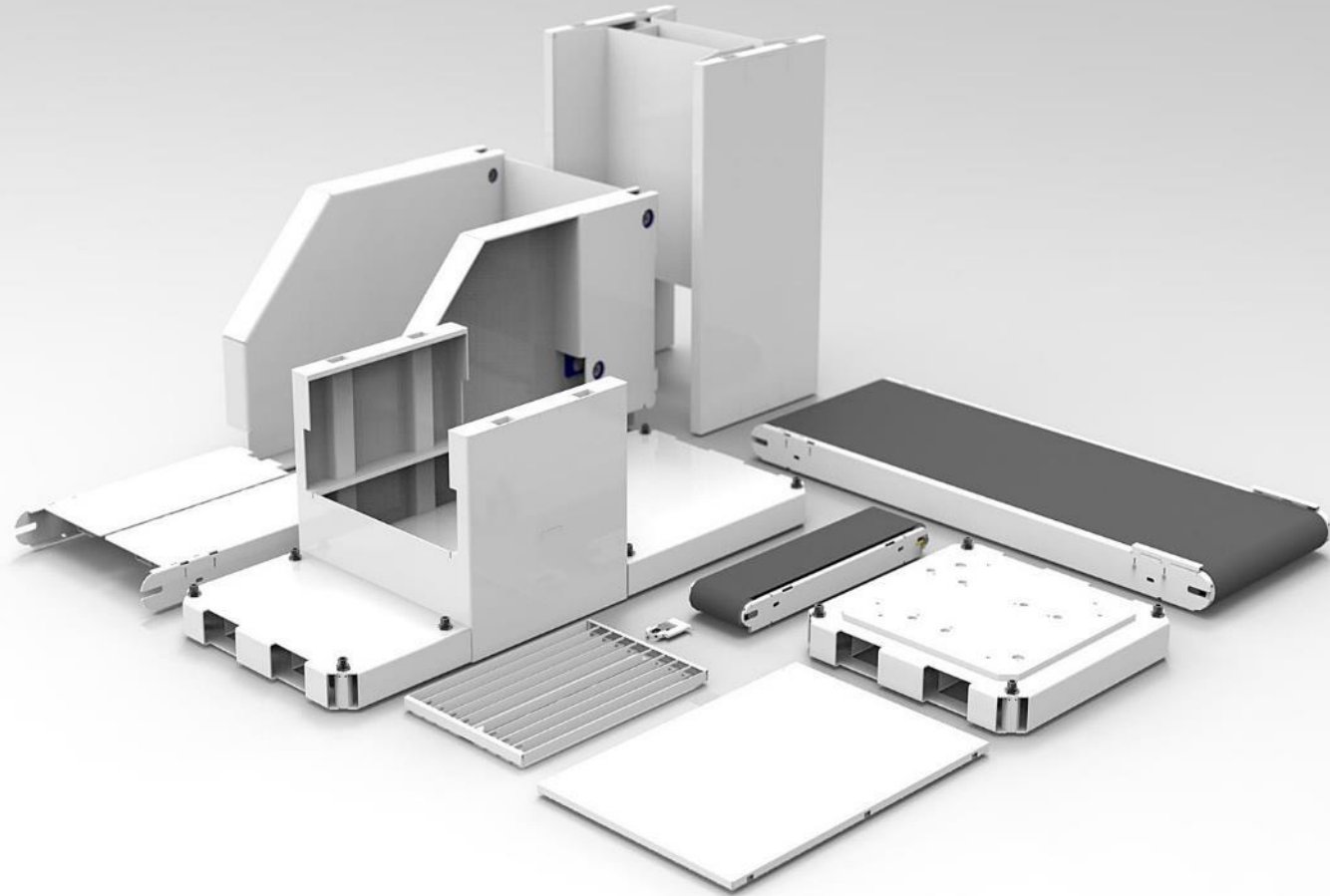
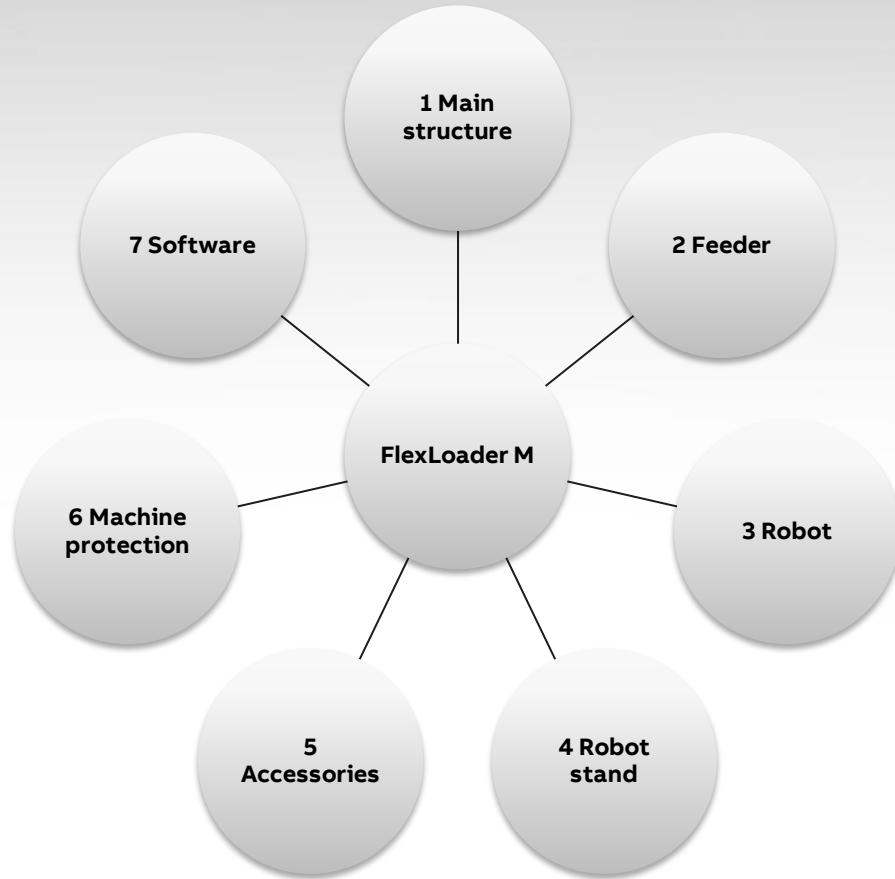
COMING SOON

Six powerful feeding types



FlexLoader™ M Tray

The Power of Modularity



FlexLoader M Building Blocks

Machine Tending

Operating principle



How the solution works:

1. The operator loads raw material in the infeed module and press start
2. The robot picks the workpieces and load the machine tool and communicates with machine to start machining.
3. The robot tends the machine when a workpieces is ready
4. The operator can remove the ready workpieces and load new pieces

Why FlexLoader M?

Customer benefits



Great flexibility thanks to standardization



Future proof technology



High quality built on proven technology



Easy to move, install & adapt to new production demands



Long life time



Resale value x 10



FlexLoader™ M

Key message



Flexibility & Modularity

Combine your solution for your need. Change module in future when your need is changed.



Simplicity & Ease-of-use

Super-easy intuitive software to teach-in new workpieces as well as handling the cell in general



Digitalization & Connectivity

Fleet management, Order management, cloud-based, OEE-module and future proof.

2

FlexLoader™ M Tray

FlexLoader™ M Tray



FlexLoader™ M Tray

Benefits

Integrated touchscreen
with productivity dashboard

Offers easy machine tending
without vision guiding

Handling of workpieces with
dimensions 13 – 250 mm

Up to 133
workpieces per tray

Several variants of
robot and safety solution

Exchangeable trays
for quick reloading

Easy setup and commission

Refilling of products
during operation

Standardized Electrical Cabinet
with Panel Mounted Robot Control



FlexLoader™ M Tray



2 Drawer front view



3 Drawer back view

FlexLoader™ M Tray

Tray patterns for different geometries



2 ways of loading workpieces

Whole tray or piece by piece







3

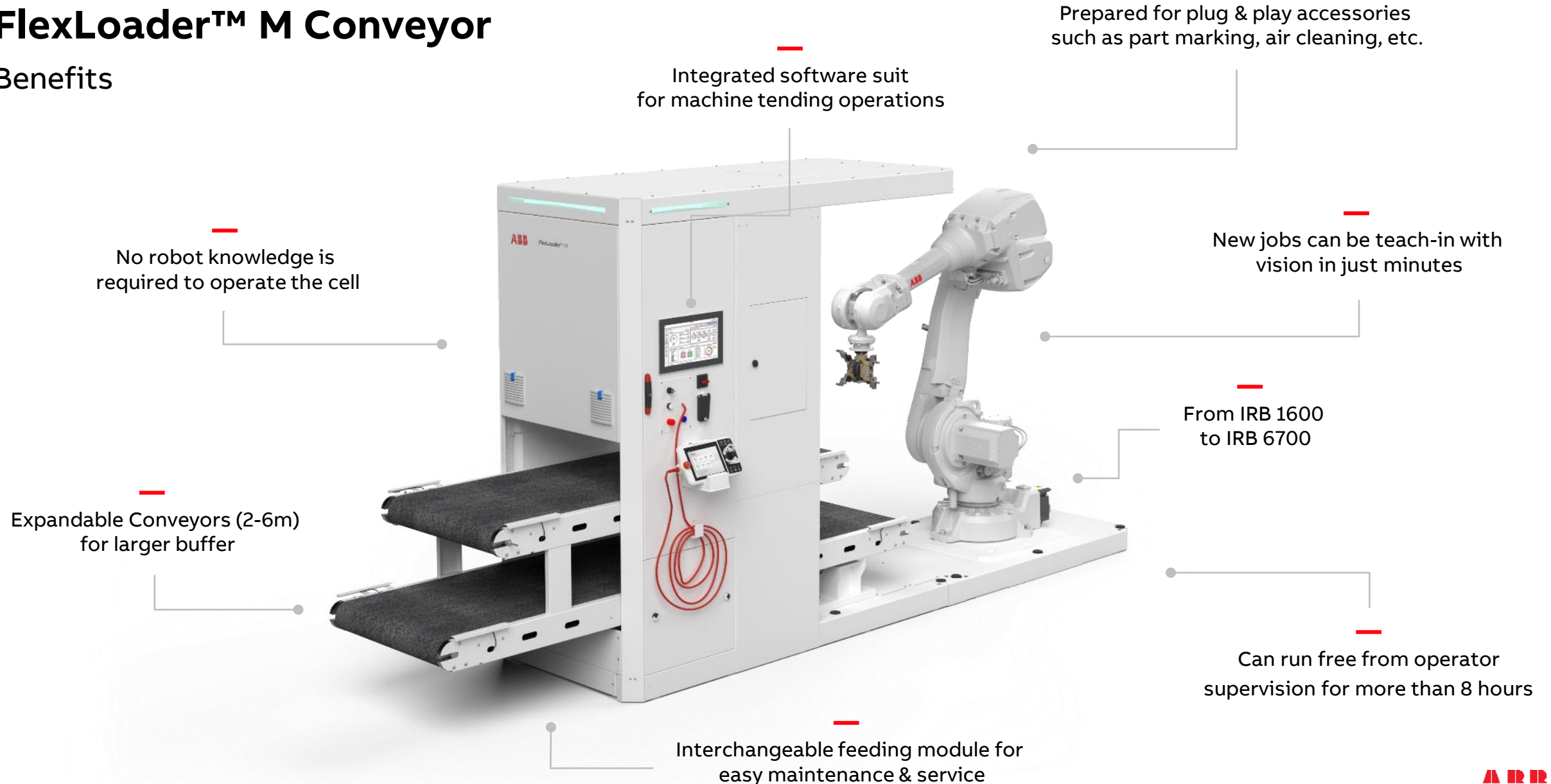
FlexLoader™ M Conveyor



 **FlexLoader™ M Conveyor**

FlexLoader™ M Conveyor

Benefits



FlexLoader™ M Conveyor



Open front



One door



Twin door



Customized layout
with accessories

FlexLoader™ M Conveyor

Feed up to three machines



FlexLoader™ M Conveyor

Customize the length of conveyors



4

FlexLoader™ M Vision

FlexLoader™ M Vision



Powerful vision system dedicated to robot guiding and machine tending



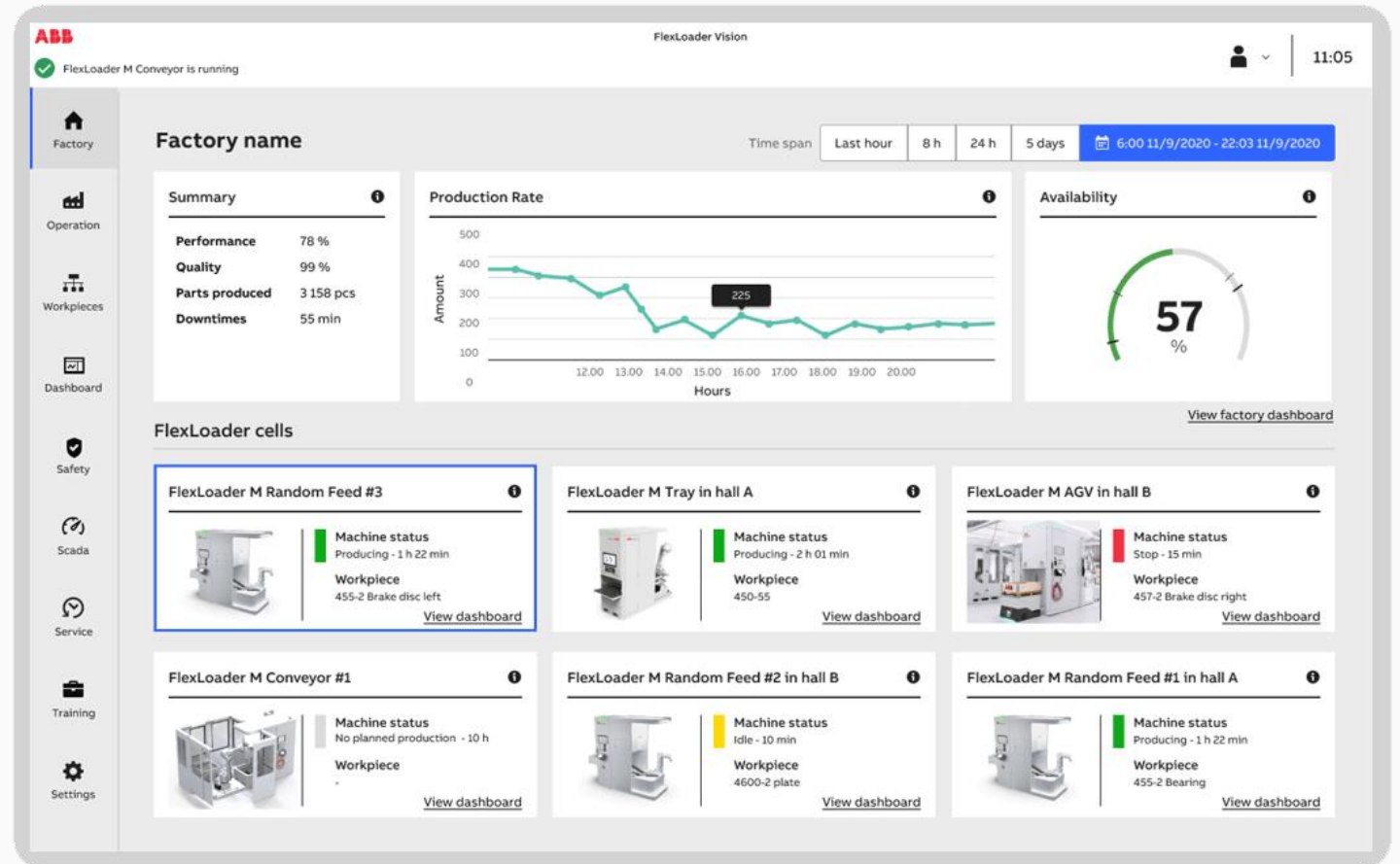
Teach-in time of new workpieces in less than 5 minutes



One of the easiest to use interface on the Market



Multiple digitalization tools included such as fleet management, order management, dashboards, safety center, and OEE-module.



FlexLoader M Vision Mobile



Current status



What product is being manufactured



Amount of produced workpieces



Production overview



Alarm at unexpected production stops

COMING SOON



ABB