

JS Series

Steel housing 6V & 12V up to 50W capacities



nexus



Nexus®Pro



Housing

- Steel housing
- Standard off-white finish, optional black finish
- Choice of MR16 LED lamp wattages
- Heads available in thermoplastic or decorative die-cast aluminum

Mounting

- Ceiling or wall mount
- Universal J-box mounting

Electronics

- Pulse plus charger
- Low voltage disconnect
- Automatic brownout protection
- Battery lock-out
- Fused output circuit
- Optional Advanced Diagnostics
- Optional Nexus®Pro IoT monitoring system
- Optional Nexus® monitoring system
- 120/277 60Hz

Choice of battery

- 6V or 12V lead-calcium battery
- 6V or 12V nickel-cadmium battery


Approvals

- UL 924 standard
- NYC approved
- BC – California Energy Commission Title 20

Warranty

- Unit has a three-year limited warranty
- Detailed warranty terms located on page 202 or online at:
www.emergi-lite.com/usa/files/EL_Warranty.pdf

Housing color



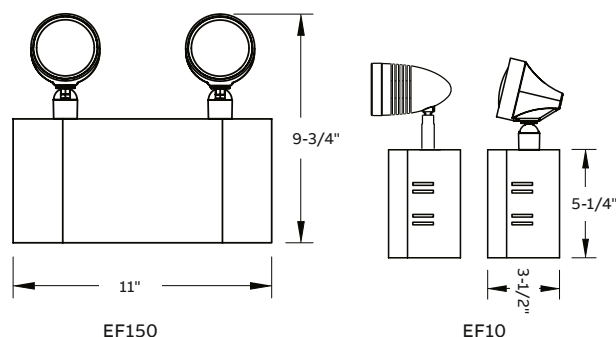
Off white



Black

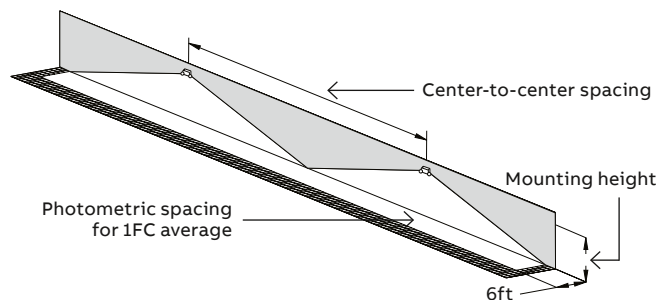
Dimensions

Dimensions are approximate and subject to change.



Photometric performance

Lamp	Spacing center-to-center (feet)	
	7' mounting height	15' mounting height
LA	43'	36'
LB	81'	64'
LG	55'	43'
LI	71'	56'
LJ	100'	85'



Unit rating - non-CEC models

Sealed maintenance-free battery types	DC voltage	Model number	Battery capacity in watts			
			1 1/2 hrs	2 hrs	3 hrs	4 hrs
Lead-calcium	6	JSM18	18	12	10	–
	6	JSM36	36	25	20	14
	12	12JSM36	36	25	20	14
Nickel-cadmium	6	JSC18	18	12	–	–
	12	12JSC36	36	21	15	12
	12	12JSC50	50	36	25	18

Unit rating - CEC models

Series	AC specs		AC power stand-by	Voltage	Watts to 87.5% of rated battery voltage ¹			
					1 1/2 hrs	2 hrs	3 hrs	4 hrs
JSM18	120/277VAC, 60Hz	0.09 / 0.04A	0.62W	6V 18W	18	12	9	6
JSM36				6V 36W	36	24	18	13
12JSM36				12V 36W	36	24	18	13

¹National Electrical Code specification

Accessories (order as a separate item)

Description	Suffix
Mounting bracket (S cabinet only)	BJ-E
Wire guard (S cabinet only)	WG1-E
Wire guard (front mounted heads)	WG10-EG

How to order

Color	Series/capacity	# of lamps	Head style	Lamp type/wattage	Options	Approval
Blank= Off white B= Black	Lead-calcium JSM18= 6V-18W, lead-calcium JSM36= 6V-36W, lead-calcium 12JSM36= 12V-36W, lead-calcium	-0= No head -2= Two heads	10= Mini plastic MR16 150= EF150 lamp heads	LA= 6V-4W, MR16 LED LB= 6V-5W, MR16 LED LG= 12V-4W, MR16 LED LI= 12V-5W, MR16 LED LJ= 12V-6W, MR16 LED	-AD= Advanced Diagnostics (audible) -ADNA= Advanced Diagnostics (non-audible) -NEXP= Nexus®Pro IoT -NEXRF= Nexus® wireless (contact your sales representative) -C= Line cord 120V 3 feet -D3= Time delay (15 minutes) ² -FM= Front mounted heads	-CEC= CEC Title 20 for California ¹
	Nickel-cadmium JSC18= 6V-18W, nickel-cadmium 12JSC36= 12V-36W, nickel-cadmium 12JSC50= 12V-50W, nickel-cadmium					

Example: JSC18-210LA

¹Available with lead-calcium models with AD, ADNA or NEXRF only

²Time delay available with AD, ADNA, NEX, NEXP or NEXRF models only