

PRODUCT SHEET

ABB Jiffy III

Utility Service Entrance Switchboard

new.abb.com/ca/countonus







ABB Jiffy III

Ingenious design. Superior performance.

The ABB Jiffy III Utility Service Entrance Switchboard is designed especially to address the Canadian market. The compact unit combines the electrical distribution panel, the main service disconnect and the utility metering compartment into one space-saving unit, delivering maximum installation opportunities.

The switchboard is floor mounted and rated up to a maximum 1200A, 50kAIC @600V. At 15" (381mm) deep, the electrical distribution board easily fits into the tightest areas where space is typically limited. The Jiffy III is  and *approved and meet the seismic requirements of IBC Zone 4 and CBC Zone 4.



Designed and approved for multiple utilities including BCHydro for its bussed pull section, the Jiffy III is available with mains rated at 800A, 1000A and 1200A; 80% and 100% rated (with exception of 1200A, which is 80% rated only); and with or without Ground Fault protection. A full line of field installable Digital Solid State Electronic Trip Molded-Case Breakers are also available. With a combination of superior features and options, the ABB Jiffy III Utility Service Entrance Switchboard not only meets your space saving needs, but also offers total flexibility in design to meet the requirements of the project.

	800 Amp Max	1000 Amp Max	1200 Amp Max
Blank Pull Section			
ACJBPS	N/A	N/A	N/A
Switchboard with Bussed Section – Left to Right Feed			
80% Rated Main without Ground Fault Protection	■	■	■
80% Rated Main with Ground Fault Protection	■	■	■
100% Rated Main without Ground Fault Protection	■	■	
100% Rated Main with Ground Fault Protection	■	■	
Switchboard with Bussed Section – Right to Left Feed			
80% Rated Main without Ground Fault Protection	■	■	■
80% Rated Main with Ground Fault Protection	■	■	■
100% Rated Main without Ground Fault Protection	■	■	
100% Rated Main with Ground Fault Protection	■	■	
Switchboard without Bussed Pull Section – Top Feed			
80% Rated Main without Ground Fault Protection	■	■	■
80% Rated Main with Ground Fault Protection	■	■	■
100% Rated Main without Ground Fault Protection	■	■	
100% Rated Main with Ground Fault Protection	■	■	
Switchboard without Bussed Pull Section – Bottom Feed			
80% Rated Main without Ground Fault Protection	■	■	■
80% Rated Main with Ground Fault Protection	■	■	■
100% Rated Main without Ground Fault Protection	■	■	
100% Rated Main with Ground Fault Protection	■	■	

Note: Bus Material -- Aluminum with Copper Main Device Straps.
Bussed Pull Sections are not Convertible from Left to Right or Right to Left. Main Breaker Included in Section.

*cUL Certified to Meet CSA 22.2 No.31.

The primary features are:

- Switchboard Styled, Type 1 Indoor Enclosure with Driphood (NEMA1)
- 1200A – Heat Rated Bus Max., 50kAIC @ 600V Max.
- 80% & 100% Rated Main (1200A Rated at 80% Only)
- Ground Fault Protection Optional
- Left or Right Hand Pull Sections – Dependent Upon Region
- Top or Bottom Feed Main – Dependent Upon Region
- ,  Approved
- 23X of Device Space for Feeder Breakers, Bolt-On Construction
- Seismic IBC Zone 4, CBC Zone 4, UBC Zone 4
- Heat Rated Aluminum Bus Bar Standard with Copper Main Device Straps
- Accepts Aluminum or Copper Incoming Cable
- 40" W (1016mm) x 90" H (2286mm) x 15" D (381mm) (Main Only)
- 25" W (635mm) x 90" H (2286mm) x 15" D (381mm) (Bussed Pull Section)
- 15" W (381mm) x 90" H (2286mm) x 15" D (381mm) (Blank Pull Section)
- Branch Feed – MCCB 15 – 600A

Product Capability/Specifications	Jiffy III Switchboard	Additional Information
Enclosure Type	NEMA 1	NEMA 1 with Driphood
Section Dimensions	40" W x 90" H x 15" D (1016mm x 2286mm x 381mm) (Main Only)	
	25" W x 90" H x 15" D (635mm x 2286mm x 381mm) (Bussed Pull Section)	
	15" W x 90" H x 15" D (381mm x 2286mm x 381mm) (Blank Pull Section)	
Voltage	600V Max.	
Amperage	1200A – Heat Rated	
Bus-Bar	AL with Copper Main Device Straps	
80% Rating	800A to 1200A	
100% Rating	800A to 1000A	
Standards	cUL, NEMA, NEC, PB II	
Seismic Rating	IBC Zone 4, CBC Zone 4, UBC Zone 4	
Entry	Cable or Bussed Pull Section	
Top or Bottom Feed	Top & Bottom Feed	
Lug Type	Mechanical Aluminum	
Incoming Cable	Copper or Aluminum	
Max. Bus KA Rating	50kAIC @600V	
Neutral Rating	100% - Heat Rated	
Main Devices	1200A Manually Operated Stationary	
Main Device Accessories	UV*, ST*, Aux Contact, Bell Alarm	Factory/Field Installation
Utility CT Provision	Bar Type CT	
Utility PT Provision	Yes	
Branch/Feeder Switches	TEY, TEYD, TEYH, TEYL, SEDA, SEHA, SELA, SFHA, SFLA, SGHA, SGLA	
	MCCB 15 — 600A	
Branch Accessories	UV*, ST*, Aux Contact, Bell Alarm	Factory/Field Installation
Branch Mounting	23x	
	Bolt-On Construction	Factory/Field Installation
Delivery Time	6-8 Weeks to ship	
Accessories Available	Jiffy and Spectra Bolt-on Device Mounting Hardware	
	Full Filler Plates for Jiffy and Spectra	
	Jiffy and Spectra Bolt-on Device Filler Plate Kit	
	Padlocking Devices for Jiffy and Spectra Load Lugs	

*Shunt Trip or UV cannot be Installed in Same Breakers.