Canada
ABB Installation Products Ltd.
Electrification Business
700 Thomas Avenue
Saint-Jean-sur-Richelieu, Quebec J2X 2M9
Tel.: +1 (450) 347 5318
Toll Free: +1 (800) 362 2952
Fax: +1 (450) 347 1976

tnb.ca.abb.com

© Copyright 2019 ABB. All rights reserved.
Specifications subject to change without notice.

GID# XXXXXXXXXXXXXX 18MK09-100

CATALOGUE

Floor Boxes

Wire & cable management

—

Thomas & Betts is now ABB Installation Products, but our long legacy of quality products and innovation remains the same. From connectors that help wire buildings on Earth to cable ties that help put machines in space, we continue to work every day to make, market, design and sell products that provide a smarter, safer and more reliable flow of electricity, from source to socket.

Table of contents

004–012 **Overview**

013–019 **Concrete applications – On grade floors / recessed service**

020–031 **Concrete applications – On grade floors / flush service**

032–038 **Concrete applications – On or above grade floors / recessed service**

039–053 **Concrete applications – On or above grade floors / flush service**

054–068 **Concrete applications – Above grade floors / recessed service**

069–078 **Concrete applications – Above grade floors / flush service**

079–090 **Concrete applications – Fire-rated poke-through**

091–095 **Concrete applications – Fire-rated poke-through / furniture feed**

096–105 **Access floor module applications**

106–112 **Wood floor applications – recessed service**

113–122 **Wood floor applications – flush service**

123–127 **Others and accessories**

131–137 **Index**

Floor boxes

The aesthetic and technical needs of today's buildings are as diverse as the equipment that fills them. Small wonder, then, that floor boxes can continue to solve the needs of today and the future as they did in the early 1900s when they were invented. They are still a contemporary, capable and cost-effective wire management system. Steel City®, a pioneer in both the design and applications of floor boxes since 1904, invites you to discover or rediscover the possibilities.

Visit **www.tnb.com/floorboxselect** to use our online floor box selection tool to quickly and easily identify an appropriate in-floor solution for your needs.

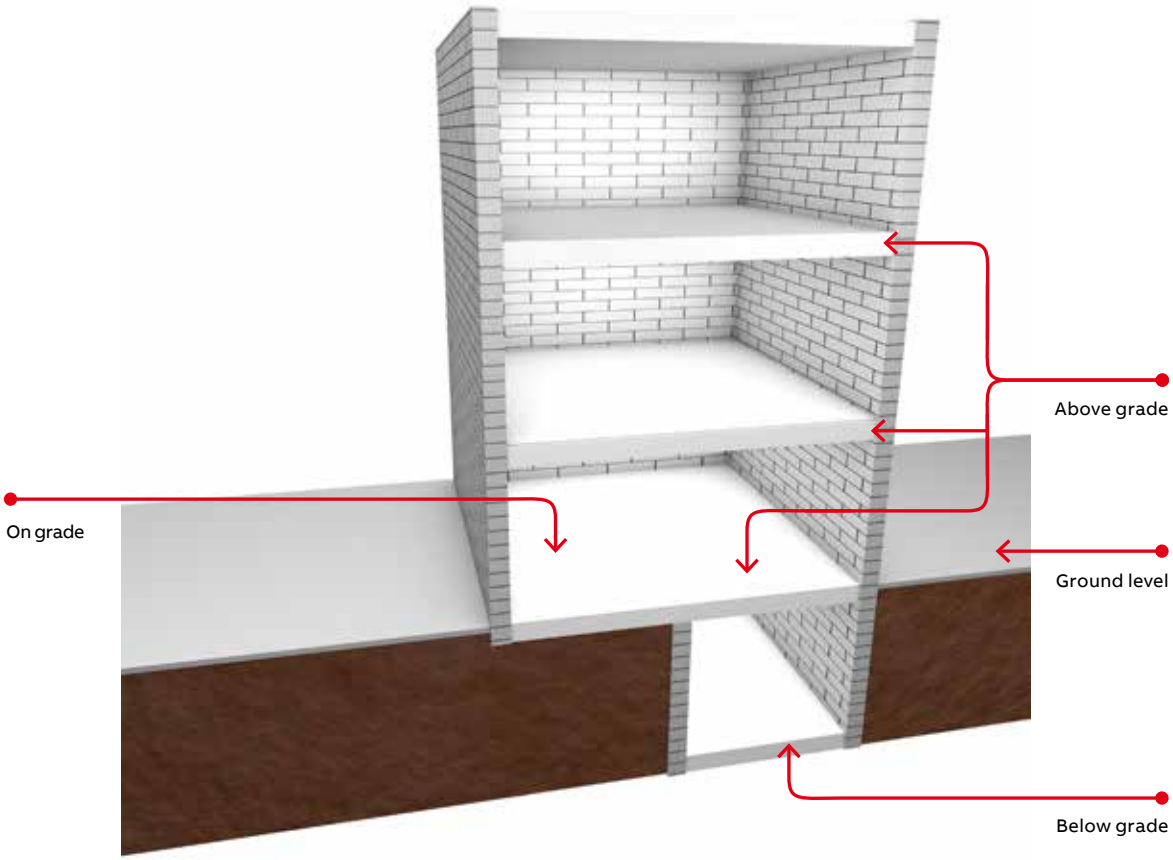

Concrete application – On grade floors
Recessed service

- Material: Cast iron
- Covers: MopTite® 664-CST Series

664-CI (2-gang) - See page 14

- Material: Stamped steel/cast iron
- Covers: MopTite® 665-CST Series



665-CI (2-gang) - See page 17

Concrete application – On grade floors
Flush service

- Material: Cast iron
- Covers: MopTite® P60 Series

600 Series - See page 22

- Material: Cast iron
- Covers: MopTite® P90 Series

78 Series - See page 25

- Material: Cast iron
- Covers: MopTite® P64 Series



640 Series (1-, 2-, 3- & 4-Gang) - See page 29

- Material: Cast iron
- Covers: MopTite® P64 Series

840 Series (1-, 2- & 3-Gang) - See page 29

Concrete application – On or above grade floors

Flush service

- Material: Nonmetallic
- Covers: MopTite® P60 & P68 Series

68-P Series - See page 43

- Material: Nonmetallic
- Covers: 68-HP Series

68-HP Series - See page 47

- Material: Nonmetallic
- Covers: 640HP Series activations with MopTite® P64 Series covers

640P Series (1-, 2- & 3-Gang) - See page 51

Concrete application – Above grade floors

Recessed service

- Material: Stamped steel
- Covers: P62 and P60 Series

663-SC (2-gang) - See page 55

- Material: Stamped steel
- Covers: MopTite® 664-CST SW Series

664-SC/664-S (2-gang) - See page 57

- Material: Stamped steel
- Covers: MopTite® 665-CST-SW Series

665-SC/665-AV2 (4-gang) - See page 60

- Material: Stamped steel
- Covers: MopTite® 667-CST-SW Series

667-SC (8-gang) - See page 64

- Material: Stamped steel
- Covers: MopTite® 668-CST

668-S (4-gang) - See page 66

Concrete application – Above grade floors

Flush service

- Material: Stamped steel
- Covers: MopTite® P60 Series

68 Series - See page 71

- Material: Stamped steel
- Covers: 640P Series activations with MopTite® P64 Series covers

740 Series (1-, 2- & 3-Gang) - See page 74

- Material: Stamped steel
- Covers: MopTite® P90 Series

88 Series - See page 78

Concrete application – On or above grade floors

Poke-through and furniture feed

Flush service - See page 81

Recessed service - See page 88

Furniture feed - See page 92

Access floor module application

- Material: Stamped steel
- Covers: MopTite® covers, assembled



Access floor modules - See page 97

—
Floor box cover selection guide

Cat. No.	Receptacles	Service capabilities Multiple service capabilities	Floor box body material	Minimum depth of pour	Adjustability
600-SC	Single, Duplex, GFCI	–	–	3"	–
601-SC	Single, Duplex, GFCI	–	–	3"	–
602-SC	Single, Duplex, GFCI	–	–	2 1/2"	–
603-SC	Single, Duplex, GFCI	–	–	2 1/2"	–
604-SC	Single, Duplex	–	Cast iron	Wood floor	–
61-W	Duplex, GFCI	–	Stamped steel	Wood floor	13/16" adjustment after installation
62-W	GFCI	2 duplexes, 2 com./data or 1 duplex with com./data	Stamped steel	Wood floor	13/16" adjustment after installation
641	Single, Duplex, GFCI	1-gang; 1 service per gang	Cast iron	4"	Fully
641P	Single, Duplex, GFCI	1-gang; 1 service per gang	Cast iron, Nonmetallic	–	Fully
642	Single, Duplex, GFCI	2-gang; 1 service per gang	Cast iron	4"	Fully
642P	Single, Duplex, GFCI	2-gang; 1 service per gang	Cast iron, Nonmetallic	–	Fully
643	Single, Duplex, GFCI	3-gang; 1 service per gang	Cast iron	4"	Fully
643P	Single, Duplex, GFCI	3-gang; 1 service per gang	Cast iron, Nonmetallic	–	Fully
663-SC	Single, Duplex	Two duplexes, two communications/data or one duplex with com./data	Stamped steel	4"	Fully
664-CI	Duplex, GFCI	Two duplexes, two communications/data or one duplex with com./data	Cast iron	4"	Fully
664-S	Single, Duplex	Two duplexes, two communications/data or one duplex with com./data	Stamped steel	3"	Fully
664-SC	Duplex, GFCI	Two duplexes, two communications/data or one duplex with com./data	Stamped steel	4"	Fully
665	Duplex, GFCI	Up to 4 devices or any combination of pwr. com./data	Stamped steel	3 1/2"	Fully
665-CI	Duplex, GFCI	Up to 4 devices or any combination of power data	Cast iron	4"	Fully
667-SC	Duplex, GFCI	Up to 8 devices or any combination of pwr. com./data	Stamped steel	4 1/2"	Fully
668-S	Duplex, GFCI	Up to 4 devices or any combination of power data	Stamped steel	2 1/2"	Fully
671-SC	Single	•	–	3", 4 1/2"	Semi
672	Single	•	–	3", 4 1/2"	Semi
68-D	Single, Duplex, GFCI	–	Cast iron	3"	–
68-P	Single, Duplex	1 duplex, up to 8 data jacks	Nonmetallic	–	Fully
68-S	Single, Duplex, GFCI	–	Cast iron	2 1/2"	–
71-W	Duplex, GFCI	–	Stamped steel	Wood floor	–
78-S	Single	•	–	2 1/2"	Fully
78-SC	Single	•	–	2 1/2"	Fully
841-SC	Single, Duplex, GFCI	1-gang; 1 service per gang	Cast iron	2"	Semi
842-SC	Single, Duplex, GFCI	2-gang; 1 service per gang	Cast iron	2"	Semi
843-SC	Single, Duplex, GFCI	3-gang; 1 service per gang	Cast iron	2"	Semi
88-S	Single	–	Cast iron	2 1/2"	Fully
GAB-8-S	Single, Duplex, GFCI	•	Stamped steel	6"	Semi

—
Floor box cover selection guide

Floor Box Cat. No.	Description	Cover plates	Carpet activations Brass	Carpet activations Aluminum	Nonmetallic	Tile activation Brass	Tile activation Aluminum	Non metallic
663-SC	Concealed service – Steel	P60 Series	P60-CP	P60-CPL	P62-CP	P62-TAR	SP-P62-TAR-A	N/A
664-SC	Concealed service – Steel	664-CST-M Series	N/A	N/A	664-CST-W Series	N/A	N/A	N/A
664-S	Shallow concealed service – Steel	664-CST-M Series	N/A	N/A	664-CST-W Series	N/A	N/A	N/A
664-CI	Concealed service – Cast Iron	664-CST-M Series	N/A	N/A	664-CST-W Series	N/A	N/A	N/A
68-S	Flush service – Steel	P60 Series	P60-CP P60-CACP	P60-CPAL P60-CACPAL	P60-LCP	*	**	—
68-D	Flush service – Steel	P60 Series	P60-CP P60-CACP	P60-CPAL P60-CACPAL	P60-LCP	*	**	—
68-P	Flush service – Nonmetallic	P60 Series	P60-CP P60-CACP	P60-CPAL P60-CACPAL	P68-SRC Color P68-DRC-Color P68-ECC-Color	68-PAR-W/ 600-4-FL	68-PAR-W/ 600-4-FL-AL	—
600-SC Series	Flush service – Cast Iron	P60 Series	P60-CP P60-CACP	C60-CPAL P60-CACPAL	N/A	*	**	—
601-SC Series	Flush service – Cast Iron	P60 Series	P60-CP P60-CACP	C60-CPAL P60-CACPAL	N/A	*	**	—
602-SC Series	Flush service – Cast Iron	P60 Series	P60-CP P60-CACP	C60-CPAL P60-CACPAL	N/A	*	**	—
603-SC Series	Flush service – Cast Iron	P60 Series	P60-CP P60-CACP	C60-CPAL P60-CACPAL	N/A	*	**	—
604-SC Series	Flush service – Cast Iron	P60 Series	P60-CP P60-CACP	C60-CPAL P60-CACPAL	N/A	*	**	—
641	Flush service – Cast Iron	P64 Series	P64-CP	P64-CPAL	P64-CP Series P-64-LCP	*	**	N/A
641P	Flush service – Nonmetallic	P64 Series P64P Series	641P-CACB	641P-CACA	641P-CAC Series	641P-TACB	641P-TACA	641P-TAC-Series
642	Flush service – Cast Iron	P64 Series	P64-2GCP	P64-2GCPAL	P64P-2GCP Series P64-2LCP	*	**	N/A
642P	Flush service – Nonmetallic	P64 Series P64P Series	642P-CACB	642P-CACA	642P-CAC Series	642P-TACB	642P-TACA	642P-TAC Series
643	Flush service – Cast Iron	P64 Series	P64-3GCP	P64-3GCPAL	P64P-3GCP Series P64-3LCP	*	**	N/A
643P	Flush service – Nonmetallic	P64 Series P64P Series	643P-CACB	643P-CACA	643P-CAC Series	633P-TACB	643P-TACA	643P-TAC Series
841-SC	Shallow flush service – Cast Iron	P64 Series	P64-CP	P64CPAL	P64P-CP Series P64-LCP	*	**	N/A
842-SC	Shallow flush service – Cast Iron	P64 Series	P64-2GCP	P64-2GCPAL	P64P-2GCP Series P64-2LCP	*	**	—
843-SC	Shallow flush service – Cast Iron	P64 Series	P64-3GCP	P64-3GCPA	P64-3GCP Series P64-3LCP	*	**	N/A
78-SC	Flush service – Cast Iron	P90 Series	P90-CP	P90-CPAL	N/A	*	**	N/A
78S	Flush service – Cast Iron	P90 Series	P90-CP	P90-CPAL	N/A	*	**	N/A
671	Flush service – Cast Iron	P67 Series	P90-CP	P90-CPAL	N/A	—	**	N/A
672	Flush service – Cast Iron	P67 Series	P90-CP	P90-CPAL	N/A	*	**	N/A
88S	Flush service – Steel	P90 Series	P90-CP	P90-CPAL	N/A	*	**	N/A
665-SC	Concealed service	665-CST Series	N/A	N/A	665-CST Series	—	—	—
667	Concealed service	667-M CST Series	N/A	N/A	667-CST-W Series	—	—	—
61W	Flush service – Steel	P64 Series	P64-CP	P64-CPAL	P64-CP Series	N/A	N/A	N/A
62W	Flush service – Steel	P64 Series	P64-2GCP	P64-2GCPAL	P64-2GCP Series	N/A	N/A	N/A

* Supplied standard with box.
** Supplied standard with -AL suffix box.
N/A Not Available.

—

Floor box cover selection guide

Cover Series	Cover Cat. No.	Description	Standard Finish
P60 4" Dia.	P-60-1/2	½" N.P.S. plug	Brushed Brass
	P-60-1/2-AL	½" N.P.S. plug	Brushed Aluminum
	P-60-3/4	¾" N.P.S. plug	Brushed Brass
	P-60-3/4-AL	¾" N.P.S. plug	Brushed Aluminum
	P-60-1	1" N.P.S. plug	Brushed Brass
	P-60-1-AL	1" N.P.S. plug	Brushed Aluminum
	P-60-1 1/4	1¼" N.P.S. plug	Brushed Brass
	P-60-1 1/4-AL	1¼" N.P.S. plug	Brushed Aluminum
	P-60-2	2" dia. plug	Brushed Brass
	P-60-2-AL	2" dia. plug	Brushed Aluminum
	P-60-2 5/8	2⅝" dia. plug	Brushed Brass
	P-60-2 5/8-AL	2⅝" dia. plug	Brushed Aluminum
	P-60-1/2-2	½" N.P.S. & 2" dia. plugs	Brushed Brass
	P-60-1/2-2-AL	½" N.P.S. & 2" dia. plugs	Brushed Aluminum
	P-60-3/4-2	¾" N.P.S. & 2" dia. plugs	Brushed Brass
	P-60-3/4-2-AL	¾" N.P.S. & 2" dia. plugs	Brushed Aluminum
	P-60-DU	Two 1 7/16" dia. plugs	Brushed Brass
	P-60-DU-AL	Two 1 7/16" dia. plugs	Brushed Aluminum
	P-60-DS	Two hinged lift lids	Brushed Brass
	P-60-DS-AL	Two hinged lift lids	Brushed Aluminum
	P-60-DR	Single hinged lift lid	Brushed Brass
		Single hinged lift lid	Brushed Aluminum
	P-60-GFCI	GFCI hinged lift lid	Brushed Brass
P60-CACP One- Piece 5¾" Dia.	P-60-CACP	One-piece carpet plate with two hinged lift lids for duplex	Brushed Brass
	P-60-CACP-AL	One-piece carpet plate with two hinged lift lids for duplex	Brushed Aluminum
	P-60-CACP-GFCI	One-piece carpet plate with two GFCI hinged lift lids	Brushed Brass
	P-60-3/4-2-CACP	One-piece carpet plate with 3 9/32 ¾" N.P.S. & 2" Dia. plug	Brushed Brass
	P-60-3/4-2-CACP-AL	One-piece carpet plate with ¾" & 2" N.P.S. plugs	—
P67 3½" Dia.	P-67-1/2	½" N.P.S. plug	Brushed Brass
	P-67-3/4	¾" N.P.S. plug	Brushed Brass
	P-67-3/4-AL	¾" N.P.S. plug	Brushed Aluminum
	P-67-1	1" N.P.S. plug	Brushed Brass
	P-67-1AL	1" N.P.S. plug	Brushed Aluminum
	P-67-1 1/4	1¼" N.P.S. plug	Brushed Brass
	P-67-2	2" dia. plug	Brushed Brass
	P-67-2AL	2" dia. plug	Brushed Aluminum
	P-67-1/2-2	½" N.P.S. & 2" dia. plugs	Brushed Brass
	P-67-3/4-2	¾" N.P.S. & dia. plugs	Brushed Brass

Cover Series	Cover Cat. No.	Description	Standard Finish
P64 3" x 4½" Rectangular	P-64-1/2	½" N.P.S. plug	Polished Brass
	P-64-3/4	¾" N.P.S. plug	Polished Brass
	P-64-3/4AL	¾" N.P.S. plug	Brushed Aluminum
	P-64-1	1" N.P.S. plug	Polished Brass
	P-64-1AL	1" N.P.S. plug	Brushed Aluminum
	P-64-1 1/4	1¼" N.P.S. plug	Polished Brass
	P-64-1 1/4AL	1¼" N.P.S. plug	Brushed Aluminum
	P-64-2	2" N.P.S. plug	Polished Brass
	P-64-2-AL	2" N.P.S. plug	Brushed Aluminum
	P-64-1/2-2	½" & 2" N.P.S. plug	Polished Brass
	P-64-1/2-2AL	½" & 2" N.P.S. plug	Brushed Aluminum
	P-64-3/4-2	¾" & 2" N.P.S. plug	Polished Brass
	P-64-3/4-2AL	¾" & 2" N.P.S. plug	Brushed Aluminum
	P-64-2-5/8	2⅝" N.P.S. plug	Polished Brass
	P-64-2-5/8AL	2⅝" N.P.S. plug	Brushed Aluminum
	P-64-DU	Two 1 7/16" dia. plugs	Polished Brass
	P-64-DUAL	Two 1 7/16" dia. plugs	Brushed Aluminum
	P-64-D8	Two Hinged Lift Lids	Polished Brass
P64P	P-64-GFCI	GFCI Hinged Lift Lid	Polished Brass
	P-64P-BP	Blank Plate	Nonmetallic
	P-64P-URC	Universal Cover	Nonmetallic
P68 6" Dia.	P-90-3/4AL	¾" N.P.S. plug	Brushed Aluminum
	P-90-1AL	1" N.P.S. plug	Brushed Aluminum
	P-90-1 1/4AL	1¼" N.P.S. plug	Brushed Aluminum
	P-90-2AL	2" dia. plug	Brushed Aluminum
	P-90-1/2-2	½" N.P.S. & 2" dia. plugs	Polished Brass
	P-90-3/4-2	¾" N.P.S. & 2" dia. plugs	Polished Brass
	P-90-3/4-2AL	¾" N.P.S. & 2" dia. plugs	Brushed Aluminum
	P-68-SRC-GRY	Carpet & cover plate for single receptacle	Nonmetallic Grey
	P-68-SRC-BRN	Carpet & cover plate for single receptacle	Nonmetallic Brown
	P-68-SRC-BGE	Carpet & cover plate for single receptacle	Nonmetallic Beige
	P-68-FSC-GRY	Carpet & cover plate with 1" N.P.S. plug	Nonmetallic Grey
	P-68-FSC-BRN	Carpet & cover plate with 1" N.P.S. plug	Nonmetallic Brown
	P-68-FSC-BGE	Carpet & cover plate with 1" N.P.S. plug	Nonmetallic Beige
	P-68-DRC-GRY	Carpet & cover plate for duplex receptacle	Nonmetallic Grey
	P-68-DRC-BRN	Carpet & cover plate for duplex receptacle	Nonmetallic Brown
	P-68-DRC-BGE	Carpet & cover plate for duplex receptacle	Nonmetallic Beige

Standard specification

Flush floor boxes

Cast iron formed steel

Considerations when writing specifications:

Floor boxes are manufactured in various sizes, configurations and materials. The specifier should determine the most suitable product for his application. Refer to the ABB floor box catalog and select the appropriate paragraphs listed below. Plans should supply wiring capacity, conduit sizes, adjustability and floor finish. Construction Specifications Institute (CSI) references sections: 16132 Floor Boxes; 16141 Wiring Devices; Part 2-206 Floor Mounted Service Fittings; and 16741 Telephone Raceway Systems, Part 2-201 G Floor Boxes. Section 16132 Floor Boxes is preferable.

Part 2: Products

2.01 Acceptable manufacturers – Floor boxes
A. Shall be as manufactured by ABB, Memphis, TN

2.02 Materials – Floor boxes
2.02.1
A. Shall be cast iron, painted inside and out with weatherproof paint intended for use on metal as indicated on the plans.
2.02.1
B. Shall be formed steel with a zinc plating at least .0005 in. thick on the outside and .00015 in. thick on the inside as indicated on the plans.
2.02.2
A. Construction shall be as required by UL 514A.
2.02.2
B. Carpet or tile frame shall be (brass, aluminum, polycarbonate, nylon).
2.02.2
C. Cover assembly shall protect against the ingress of water or foreign material with a gasket and shall be UL Listed as moptight.

2.03 General design – Floor boxes
A. Shall deliver electric power from receptacles installed at the surface of the floor or from service fittings (Reference 16141 as shown on the plans).
B. 640/840 Series shall deliver power and telephone/data cable without interference from electric power delivery (see Section 16741).
C. Cubic inch capacity shall be as shown on the plans.
D. Boxes shall accept conduit sizes as required on the plans.
E. Shall be listed by Underwriters Laboratories.

Part 3: Execution

3.01 General
A. Locate position for floor boxes and runs of conduit as shown on the plans.

3.02 Installation
A. Position floor boxes and conduit runs.
B. After concrete pour, pull wires and install devices according to manufacturers recommendations.
C. Activate in accordance with the National Electrical Code®.
D. Coordinate with floor covering contractor to complete installation.

Standard specification

Concealed service

Service floor outlet multiple service, power and communications

Considerations when writing specifications:

The 664 Concealed Service Floor Box provides both electric power and telephone (data) services from the same device for economy of space and cost, as well as affording a flush delivery (no above floor service fitting). For these reasons, your specification may reference this product in three sections: Floor Boxes, Wiring Devices and Telephone Raceway Systems. Construction Specifications Institute (CSI) references them in: 16132 Floor Boxes; 16141 Wiring Devices; Part 2 – 2.06 Floor Mounted Service Fittings; and 16741 Telephone Raceway Systems, Part 2 – 2.01 G Floor Boxes. Section 16132 Floor Boxes is preferable. For clarification include a reference in 16141, Part 2, 2.06 Floor Mounted Service Fittings as follows: Surface type service fittings are not acceptable.

Part 2: Products

2.01 Acceptable manufacturers – Floor boxes, multiple service
A. Shall be series 664 concealed service floor box as manufactured by ABB.

2.02 Materials – Floor boxes, multiple service
A. Shall be electrogalvanized, 14 gauge sheet steel. (Alternate A shall be cast iron).
B. Construction shall be as required by UL 514A.
C. Carpet frame shall be nylon UL Recognized Component QMFZ2.
D. Hinged outer cover shall be reinforced with a 5/32" steel plate.

2.03 General design – Floor boxes, multiple service
A. Shall deliver electric power from one or two duplex receptacles installed below the surface of the floor.
B. Shall deliver telephone or data cable without interference from the electric power delivery.
C. Shall protect delivery of both services by a hinged cover with a retractable opening and foam plastomer dust seal.
D. Hinged cover shall accept carpet or tile to match floor covering and be 180 degrees reversible.
E. Shall have 90 cubic inch total capacity with 24 cubic inch power chambers.
F. Shall accept conduit sizes up to 1¼ inches.
G. Shall afford 18 square inches of access with cover open.
H. Box shall be listed by Underwriters Laboratories.
I. When hinged cover is closed and no services in place, device shall have no obstructions above surface of floor.

Part 3: Execution

3.01 General
A. Locate position for floor boxes and runs of conduit as shown on the plans.

3.02 Installation
A. Position floor boxes and conduit runs.
B. After concrete pour, pull wires and install devices according to manufacturers recommendations.
C. Activate in accordance with the National Electrical Code®.
D. Coordinate with floor covering contractor to complete installation.

Standard specification

Above-floor service

Service floor outlet multiple service, power and communications

Considerations when writing specifications:

The 664 Concealed Service Floor Box provides both electric power and telephone (data) services from the same device for economy of space and cost, as well as affording a flush delivery (no above floor service fitting). For these reasons, your specification may reference this product in three sections: Floor Boxes, Wiring Devices and Telephone Raceway Systems. Construction Specifications Institute (CSI) references them in: 16132 Floor Boxes; 16141 Wiring Devices; Part 2 — 2.06 Floor Mounted Service Fittings; and 16741 Telephone Raceway Systems, Part 2 — 2.01 G Floor Boxes. Section 16132 Floor Boxes is preferable. For clarification include a reference in 16141, Part 2, 2.06 Floor Mounted Service Fittings as follows: Surface type service fittings are not acceptable.

Part 2: Products

2.01 Acceptable manufacturers – Floor boxes, multiple service
A. Shall be series 664 concealed service floor box as manufactured by ABB.

2.02 Materials – Floor boxes, multiple service
A. Shall be electrogalvanized, 14 gauge sheet steel. (Alternate A shall be cast iron).
B. Construction shall be as required by UL 514A.
C. Carpet frame shall be nylon UL Recognized Component QMFZ2.
D. Hinged outer cover shall be reinforced with a 5/32" steel plate.

2.03 General design – Floor boxes, multiple service
A. Shall deliver electric power from one or two duplex receptacles installed below the surface of the floor.
B. Shall deliver telephone or data cable without interference from the electric power delivery.
C. Shall protect delivery of both services by a hinged cover with a retractable opening and foam plastomer dust seal.
D. Hinged cover shall accept carpet or tile to match floor covering and be 180 degrees reversible.
E. Shall have 90 cubic inch total capacity with 24 cubic inch power chambers.
F. Shall accept conduit sizes up to 1¼ inches.
G. Shall afford 18 square inches of access with cover open.
H. Box shall be listed by Underwriters Laboratories.
I. When hinged cover is closed and no services in place, device shall have no obstructions above surface of floor.

Part 3: Execution

3.01 General
A. Locate position for floor boxes and runs of conduit as shown on the plans.

3.02 Installation
A. Position floor boxes and conduit runs.
B. After concrete pour, pull wires and install devices according to manufacturers recommendations.
C. Activate in accordance with the National Electrical Code®.
D. Coordinate with floor covering contractor to complete installation.

NEC and National Electrical Code are registered trademarks of the National Fire Protection Association, Inc

CONCRETE APPLICATIONS

On grade floors recessed service



Cast iron for slab-on-grade applications

664 Series

Features and benefits:

Multiple-service floor boxes deliver power, communications and data from standard conduit with no exposed service fittings. Result: Open office planning flexibility. Ideal for the modern office with workstations that have power, communications and data equipment. Power receptacles and low-voltage connections can be enclosed underfloor in either steel or cast-iron bodies. Galvanized 14-gauge steel boxes are provided with knockouts from ¾" to 1¼" (see engineering data). Cast-iron bodies have threaded openings for ¾" and 1" conduit.

- Two-compartment box is available in three configurations: stamped steel (664-SC), shallow (664-S) (see page 57) and cast iron (664-CI)
- Durable nonmetallic covers include a steel reinforcement plate for added strength
- Metallic covers in solid brass, aluminum and aluminum black powder-coated provide aesthetics and durability
- Cover flange self-levels with the finished floor for easy installation

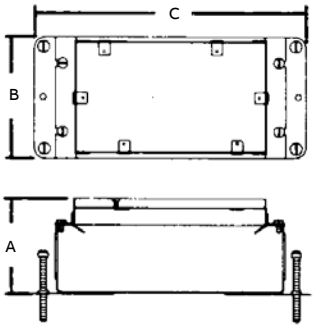

Cat. No.	Description	Std. Ctn.
664-CI	Cast-iron box which accepts two plates, with one duplex 664-RP provided	1

Note: When ordering a 664 Series box, the cover must be ordered separately. See page 15.
For communications accessories, see page 125.

Engineering data for 664 Series

E75944

Cat. No.	Dimensions (in.) A	B	C	Before Pour Adj. (in.)	After Pour Adj. (in.)	Maximum capacity (cu. in.)	Conduit Hubs	Conduit KOs Sides	Bottom	Covers
664-CI	3¾	5 3/32	9 15/16	2½	¾	24 per gang, 90 total	(4) ¾" (4) 1"	—	—	664-CST Series

CAUTION: When using the center side KOs, Cat. No. 664-RP must be assembled to the box prior to installing the conduit.

Nonmetallic covers

664 Series

Covers for all boxes

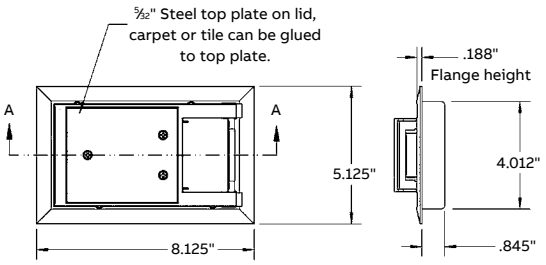

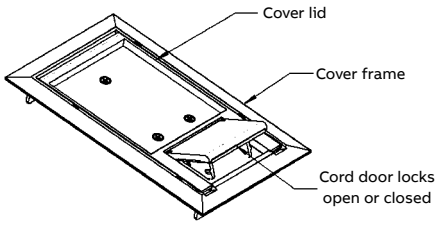

664-CST-SW

MopTite® covers meet UL/CSA scrubwater exclusion requirements for carpet, tile and wood.

Cat. No.	Description	Load Rating (lb)	Std. Ctn.
664-CST-SW-GRY	Grey cover	1,500	1
664-CST-SW-BRN	Brown cover	1,500	1
664-CST-SW-BGE	Beige cover	1,500	1
664-CST-SW-BLK	Black cover	1,500	1

Metallic covers

664 Series

664-CST-M-BRS
Solid brass

664-CST-M-ALM
Solid aluminum

664-CST-M-BLK
Solid aluminum cover, black powder coated

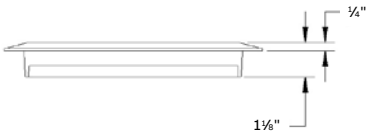

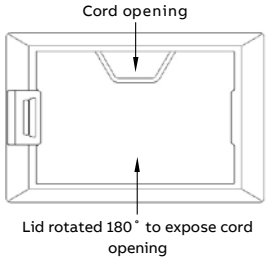

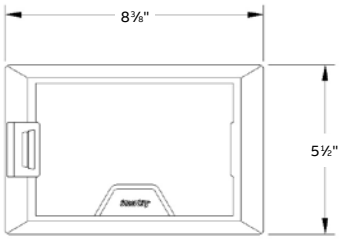

MopTite® covers meet UL/CSA scrubwater exclusion requirements for carpet, tile and wood.

Cat. No.	Description	Load Rating (lb)	Std. Ctn.
664-CST-M-BRS	Solid brass cover for 664 Series floor boxes	2,250	1
664-CST-M-ALM	Solid aluminum cover for 664 Series floor boxes	2,250	1
664-CST-M-BLK	Solid aluminum cover, black powder coated for 664 Series floor boxes	2,250	1

Wire tunnel

664 Series

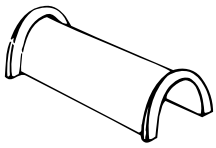

664-WT

- Wire tunnel for protecting electrical connections between the two receptacles when the box is used for power/power application

Cat. No.	Description	Std. Ctn.
664-WT	For use with 664 and 664-CI floor boxes	4

Device plates

664-SC & 664-CI

664-RP



664-GP

664-BP



664-2-MAAP

- Receptacle face plate for 664 Series floor box for additional power service
- Does not include receptacle. Can be placed at either end of floor box

Cat. No.	Description	Std. Ctn.
664-RP	For use with 664 and 664-CI floor boxes	4
664-BP	Blank plate for use with 664 & 664-CI floor boxes	4
664-GP	GFCI receptacle plate	4
664-2-MAAP	Device panel, accepts 2 Extron® MAAP plates	4

CAUTION: When using the center side KOs, all 664 plates must be assembled to the box prior to installing the conduit.

Cast iron for slab-on-grade applications

665 Series - 665-CI

The Steel City 665 cast iron floor box provides a high-capacity power and data solution for ground-floor installations. This 4-gang recessed service floor box is ideal for slab-on-grade applications. Removable voltage dividers enable users to customize wiring configurations by feeding two or more adjacent compartments with a single conduit. Aesthetic covers feature a recess to accept floor covering to match the surrounding floor.



Features and benefits:

- 4-gang, recessed service for a high-capacity aesthetic floor-box solution
- Removable voltage dividers between compartments enable a single conduit to feed two or more adjacent compartments heavy duty, nonmetallic covers with steel reinforcement plates are available in a wide variety of colors to match any decor (black, grey, brown and beige)
- Metallic covers
- Separate cord door in the cover latches firmly in the open position to prevent damage to cables
- MopTite® covers meet UL/CSA scrubwater exclusion requirements for carpet, tile and
- wood
- Largest cubic-inch capacity of any cast iron recessed 4-gang floor box
- Inline 1¼" hubs allow high-capacity straight runs for communicator wiring
- Custom device panels and hub sizes are available. Contact technical service about these offerings

		Device compartments (in.)					
Cat. No.	**Description**	**Length**	**Width**	**Height**	**Area**	**Device Access Area**	**Std. Ctn.**
665-CI	Cast iron box	5¾	3½	2¼	45 cu. in.	126 cu. in.	1

665-CI floor box does not include device plates or cover. Order separately. (See page 18 and 19)
For communications accessories, see page 125.

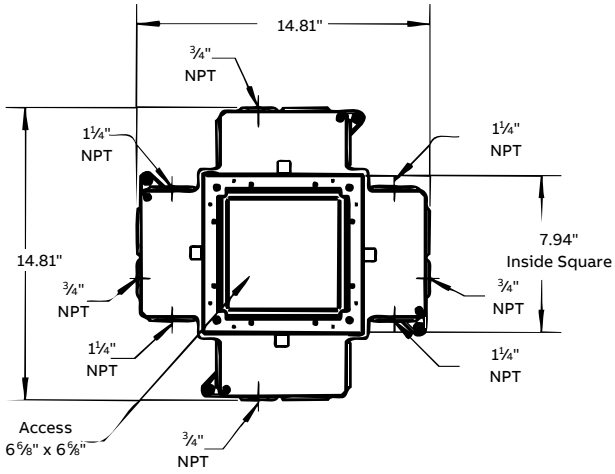

Top View

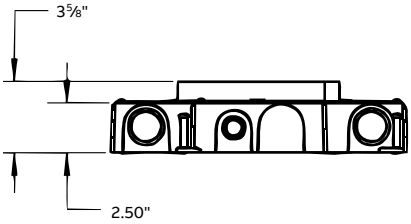

Side View

Metallic covers

665 Series

665-CST-M-BRS
Solid brass

665-CST-M-ALM
Solid aluminum

665-CST-M-BLK
Solid aluminum, black powder coated

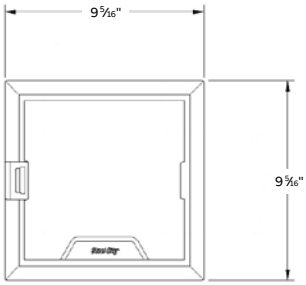

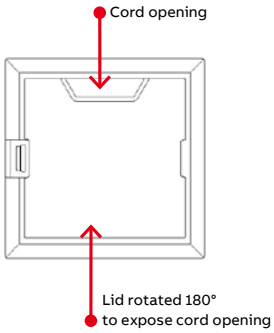

Cat. No.	Description	Load Rating (lb)	Std. Ctn.
665-CST-M-BRS	Solid brass cover for 665 Series floor boxes	1,500	1
665-CST-M-ALM	Solid aluminum cover for 665 Series floor boxes	1,500	1
665-CST-M-BLK	Solid aluminum cover, black powder coated for 665 Series floor boxes	1,500	1

Nonmetallic covers

665 Series

665-CST-SW-BLK
Black nonmetallic cover

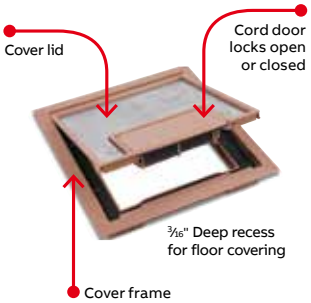

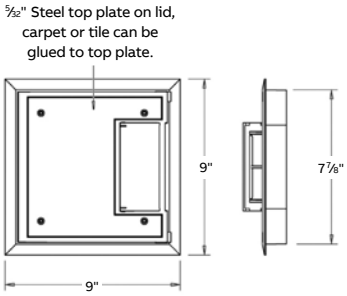

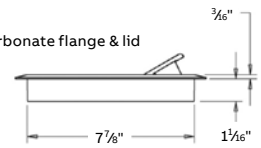

Cat. No.	Description	Load Rating (lb)	Std. Ctn.
665-CST-SW-BLK	Nonmetallic cover for 665 Series floor boxes, black	750	1
665-CST-SW-GRY	Nonmetallic cover for 665 Series floor boxes, grey	750	1
665-CST-SW-BGE	Nonmetallic cover for 665 Series floor boxes, beige	750	1
665-CST-SW-BRN	Nonmetallic cover for 665 Series floor boxes, brown	750	1

Furnished with (4) #8-32 x 5/8" mounting screws.
Contact ABB Technical Service for Color Chip samples.

Device plates and accessories

665 Series

665-RP
Duplex plate

665-GP
GFCI plate

665-BP
Blank plate

665-6RJ
Data plate for 6 keystone jacks



665-WT
Wire tunnel feeds multiple compartments from a single conduit (one included with each 665-AV2 and 665-SC)

Cat. No.	Description	Std. Ctn.
665-RP	Duplex plate for 665 Series floor boxes	4
665-GP	GFCI plate for 665 Series floor boxes	4
665-BP	Blank plate for 665 Series floor boxes	4
665-6RJ	Data plate for 665 Series floor boxes, accepts 6 keystone jacks	4
665-STEL	Telephone data plate for 665 Series floor boxes	4
665-WT	Replacement wire tunnel for 665-SC, 665-CI & 665-AV2 floor boxes	4

Each box requires (4) device plates.

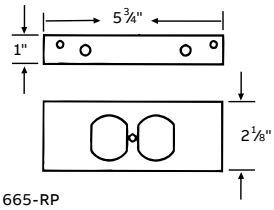

665-RP

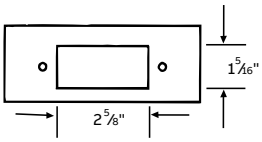

665-GP

665-BP

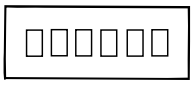

665-6RJ

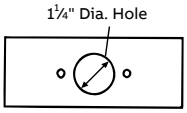

665-STEL

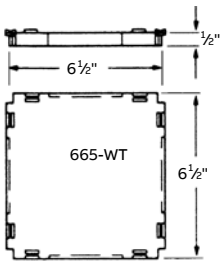

665-WT

CONCRETE APPLICATIONS

On grade floors flush service

Round floor boxes for power or communications

600 Series

600-SC

Features – 600 Series

- Cast iron, watertight body, fully adjustable
- Painted silver enamel inside and out for additional corrosion resistance
- Interior and exterior leveling screws permit adjustment to meet finished floor
- Shipped complete with expendable cap to prevent ingress of concrete during pour
- ¾" threaded conduit openings are standard
- Uses P60 Series MopTite® covers and carpet plate, see page 23

601

602

603



604

Cat. No.	Description	Std. Ctn.
600-SC	Cast-iron floor box ¾" conduit tapping	4
600-AL-SC	Cast-iron floor box ¾" conduit tapping with aluminum trim ring	4
600-1-SC	Cast-iron floor box 1" conduit tapping	4
600-2-SC	Cast-iron floor box 2" conduit tapping	4
601-1/2-SC	Cast-iron floor box ½" conduit tapping	4
601-AL-SC	Cast-iron floor box ¾" conduit tapping with aluminum trim ring	4
601-SC	Cast-iron floor box ¾" conduit tapping	4
601-1	Cast-iron floor box 1" conduit tapping	4
601-1-1/4	Cast-iron floor box 1¼" conduit tapping	4
602-SC	Cast-iron floor box ¾" conduit tapping	4
602-AL-SC	Cast-iron floor box ¾" conduit tapping with aluminum trim ring	4
602-1	Cast-iron floor box 1" conduit tapping	4
603-SC	Cast-iron floor box ¾" conduit tapping	4
603-AL-SC	Cast-iron floor box ¾" conduit tapping with aluminum trim ring	4
604-SC	Cast-iron floor box ¾" conduit tapping	4
604-AL-SC	Cast-iron floor box ¾" conduit tapping with aluminum trim ring	4
600-4-FL	Trim ring brass	4
600-4-FL-AL	Trim ring aluminum	4

P-60 Covers sold separately.

Round floor boxes for power or communications

600 Series

Features – 600 Series

- Cast iron, watertight body, fully adjustable
- Painted silver enamel inside and out for additional corrosion resistance
- Interior and exterior leveling screws permit adjustment to meet finished floor
- Shipped complete with expendable cap to prevent ingress of concrete during pour
- ¾" threaded conduit openings are standard
- Uses P60 Series MopTite® covers and carpet plate, see page 23

Engineering data

Cat. No.	Dimensions (in.) A	B	C	Before pour adj. (in.)	After pour adj. (in.)	Maximum capacity kos (cu. in.)	Conduit hubs	Conduit KOs (in.) Sides	Bottom
600-SC	4¼	4¼	5⅛	2½	15/16	64	¾	—	—
600-1-SC	4¼	4¼	5⅛	2½	15/16	64	1	—	—
600-11/4	4¼	4¼	5⅛	2½	15/16	64	1¼	—	—
600-2-SC	4¼	4¼	5⅛	2½	15/16	64	2	—	—
601-SC	4¼	3 9/16	5⅛	2½	15/16	56	¾	—	—
601-1	4¼	3 9/16	5⅛	2½	15/16	56	1	—	—
601-11/4	4¼	3 9/16	5⅛	2½	15/16	56	1¼	—	—
602-SC	4¼	3 1/32	4	2½	15/16	36	¾	—	—
602-1	4¼	3 1/32	4	2½	15/16	36	¾	—	—
603-SC	4¼	2½	4	2½	11/16	27	¾	—	—
604-SC	4¼	2	4	1½	—	15	¾	—	—

Use P-60 Series covers and carpet plates.
Wiring Device: Duplex, single or voice/data plates.

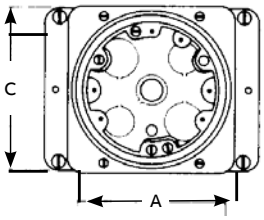

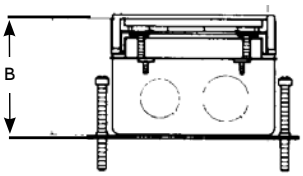

MopTite® carpet plates

600 Series

—
01 P-60-3/4-2-CACP
- Polished brass finish
- Integrated carpet plate and ¾"–2" floor plate in one unit
- Furnished complete with sealing gasket and 8-32 x 1" brass screws
- 5¾" outside diameter

—
02 P-60-CP
- Polished brass finish
- Furnished complete with 8-32 x 1" brass screws
- For brushed aluminum, add AL after catalog number

—
03 P-60-LCP
- Translucent polycarbonate
- Textured finish

—
04 P-60-CACP
- Polished-brass finish
- Integrated carpet plate and duplex floor plate in one unit

—
05 P-60-CACP-GFCI
- Furnished complete with sealing gasket and 8-32 x 1" brass screws
- 5¾" outside diameter

—
01

—
02

—
03

—
04

—
05

Cat. No.	Description	Std. Ctn.
P-60-CP	Brass carpet plate, 5 11/16" diameter	4
P-60-CPAL	Aluminum carpet plate	4
P-60-LCP	Polycarbonate carpet plate, 5⅜" diameter	4
P-60-CACP	Brass one-piece carpet cover plate	4
P-60-CACP-AL	Aluminum one-piece carpet plate	4
P-60-3/4-2-CACP	Brass one-piece carpet plate with ¾"–2" plugs	4
P60-3/4-2-CACP-AL	Aluminum one-piece carpet plate with ¾"–2" plugs	4
P60-CACP-GFCI	Brass one-piece carpet plate for GFCI devices	4
P60-CACP-GFCI-AL	Aluminum one-piece carpet plate for GFCI devices	4

MopTite® Covers exceed UL/CSA scrubwater exclusion requirements.

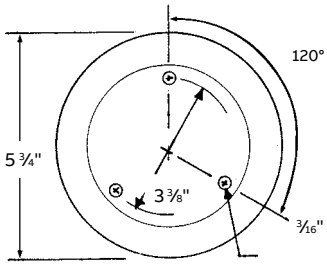

—
P-60-CACP

MopTite® cover plates

600 Series

Features and benefits:

- Polished finish
- Furnished complete with sealing gasket and 8-32 x 7/16" screws
- 4" outside diameter

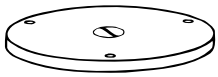

P-60-1/2
½" N.P.S. plug size

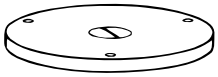

P-60-3/4
¾" N.P.S. plug size

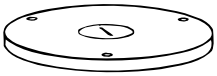

P-60-1
1" N.P.S. plug size

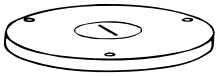

P-60-1-1/4

P-60-2*
2" dia. plug size

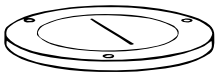

P-60-2-5/8*
2⅝" dia. plug size

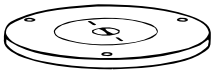

P-60-1/2-2*
½" & 2" dia. plug size

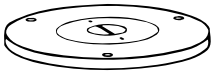

P-60-3/4-2*
¾" & 2" dia. plug size

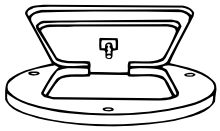

P-60-DR*
Duplex liftlid

P-60-DU*
Duplex 17/16" plugs

P-60-DS*
Hinged liftlids

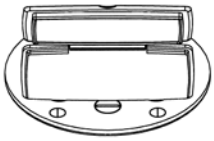

P-60-GFCI*
GFCI liftlid

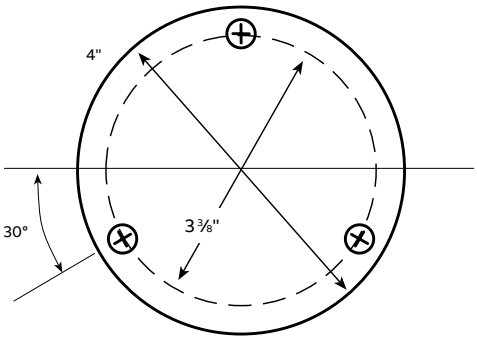

Cat. No.	Description	Std. Ctn.
P-60-1/2	Brass cover plate ½" NPS plug size	4
P-60-1/2-AL	Aluminum cover plate ½" NPS plug size	4
P-60-3/4	Brass cover plate ¾" NPS plug size	4
P-60-3/4-AL	Aluminum cover plate ¾" NPS plug size	4
P-60-1	Brass cover plate 1" NPS plug size	4
P-60-1-AL	Aluminum cover plate 1" NPS plug size	4
P-60-1-1/4	Brass cover plate 1¼" NPS plug size	4
P-60-1-1/4-AL	Aluminum cover plate 1¼" NPS plug size	4
P-60-2	Brass cover plate 2" diameter plug size	4
P-60-2-AL	Aluminum cover plate 2" diameter plug size	4
P-60-2-5/8	Brass cover plate 2⅝" diameter plug size	4
P-60-2-5/8-AL	Aluminum cover plate 2⅝" diameter plug size	4
P-60-1/2-2	Brass cover plate ½"–2" diameter plug size	4
P-60-1/2-2-AL	Aluminum cover plate ½"–2" diameter plug size	4
P-60-3/4-2	Brass cover plate ¾"–2" diameter plug size	4
P-60-3/4-2-AL	Aluminum cover plate ¾"–2" diameter plug size	4
P-60-DR	Brass cover with duplex lift lid	4
P-60-DS	Brass cover for duplex with individual lift lids	4
P-60-DS-AL	Aluminum cover for duplex with individual lift lids	4
P-60-DU	Brass cover plate with two 17/16" plugs for duplex	4
P-60-DU-AL	Aluminum cover with two 17/16" plugs for duplex	4
P-60-GFCI	Brass cover plate for GFCI devices	4
P-60-GFCI-AL	Aluminum cover plate for GFCI devices	4

MopTite® Covers exceed UL/CSA scrubwater exclusion requirements.

Floor boxes for single short-strap receptacles or communications

78 Series

Service fitting application
78 Series Floor boxes provide flush service for power or communications and data. They can be used for either carpet or tile applications.

78 Series – features and benefits:
- Cast iron, watertight body, semi-adjustable
- Painted silver enamel inside and out for additional corrosion resistance
- Exterior leveling screws and threaded vertical adjusting ring permit adjustment to meet finish floor
- Shipped complete with expandable cap to prevent ingress of concrete during pour
- ¾" threaded conduit openings
- Uses P90 Series MopTite® covers

78 Series

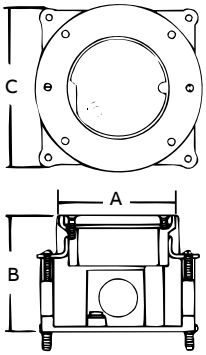

Cat. No.	Description	Std. Ctn.
78SC	Cast-iron single-gang floor box with ¾" conduit tapping	4
78-S	Cast-iron single-gang floor box (shallow)	4

Engineering Data

Cat. No.	Dimensions (in.) A	B	C	Before pour adj. (in.)	After pour adj. (in.)	Maximum capacity (cu. in.)	Standard conduit tapping (in.)
78SC	3	2 13/16	3 7/8	2 1/2	¾	24	¾
78-S	3	2 5/8	3 7/8	1 1/2	¾	20	¾

Cat. No.	Maximum conduit tapping (in.) w/bushing	w/o bushing	Conduit KOs (in.) Sides	Bottom	Covers and Carpet Plates	Wiring device
78SC	¾	1	—	—	P90 series	Sing. short, strap rec.
78-S	¾	1	—	—	P90 series	Sing. short, strap rec.

MopTite® cover plates

78 Series

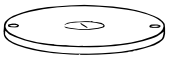

P-90-3/4-AL
¾" N.P.S. plug

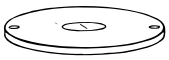

P-90-1-AL
1" N.P.S. plug

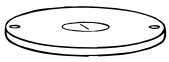

P-90-1-1/4
1¼" N.P.S. plug

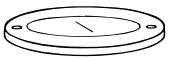

P-90-2-AL*
2" dia. plug

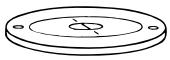

P-90-1/2-2*
½" & 2" dia. plugs

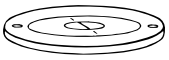

P-90-3/4-2*
¾" & 2" dia. plugs

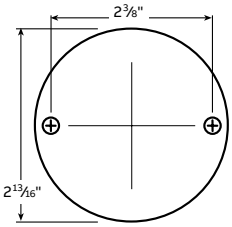

Features and benefits:

- Polished-brass finish
- Furnished complete with sealing gasket and 6-32 x ½" screws
- 2¹³⁄₁₆" outside diameter

Cat. No.	Description	Finish	Std. Ctn.
P-90-3/4-AL	Cover plate ¾" NPS plug	Aluminum	4
P-90-1-AL	Cover plate 1" NPS plug	Aluminum	4

MopTite® Covers exceed UL/CSA watertight requirements.
*Also includes steel seating plates for receptacles.

Cat. No.	Description	Finish	Std. Ctn.
P-90-1-1/4-AL	Cover plate 1¼" NPS plug	Aluminum	4
P-90-2-AL	Cover plate 2" UN plug	Aluminum	4
P-90-1/2-2	Cover plate ½" & 2" plug	Brass	4
P-90-3/4-2	Cover plate ¾" & 2" plug	Brass	4
P-90-3/4-2-AL	Cover plate ¾" & 2" plug	Aluminum	4

Accessories

78 Series

- 15-Amp, 125-Volt, NEMA grounding type
- Mounted on steel seating plate
- For use with 2" diameter-opening floor plate

478-G-12

Cat. No.	Description	Std. Ctn.
478-G-12	15-Amp 125-Volt NEMA grounding receptacle	4

Carpet plate

78 Series

- Polished-brass finish
- Furnished complete with 6-32 x 1" brass flathead screws and gasket
- Threaded 2-20UN-2B to accept 694 plug
- 3⅜" O.D. with ⅝" flange

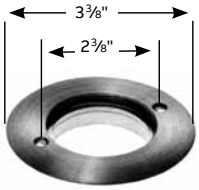

Cat. No.	Description	Finish	Std. Ctn.
P-90-CP	Carpet plate	Brass	4

Will not accept P90 covers. Will accept 694 threaded plug, see page 127.

Floor boxes for single short-strap receptacles or communications

671 and 672 Series

671 and 672 Series floor boxes provide flush service for power or communications and data.
They can be used in either wood or concrete floors and are suitable for carpet, tile or wood applications.

Features and benefits:

- Cast iron, watertight, non-adjustable
- Painted silver enamel inside and out for additional corrosion resistance
- **For use in wood or concrete floors**
- ½" and ¾" threaded conduit openings; uses P67 Series covers
- Cat. No. 672 is the 671 floor box with factory-mounted 15-ampere, 125-volt, NEMA grounding receptacle and P67-2 MopTite® cover plate

671SC

672

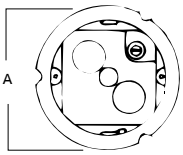

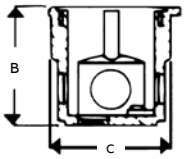

Cat. No.	Dimensions (in.) A	B	C	Maximum capacity (cu. in.)	Standard conduit tapping	Maximum conduit tapping (in.) w/bushing	w/o bushing	Conduit KOs (in.) Sides	Bottom	Sides	Bottom	Covers/ carpet plates	Wiring Device	Std. Ctn
671SC	3½	3	2 31/32	13	(2)–¾"	¾	¾	(2) ½	(2) ½	(2) ¾	—	P67 Series	Sing. short strap rec	4
672	3½	3 3/16	2 31/32	13	(4)–½"	¾	¾	(2) ½	(2) ½	(2) ¾	—	P67 Series	Sing. short strap rec	4

MopTite® Covers exceed UL/CSA watertight requirements.

MopTite® Plates

671 and 672 Series

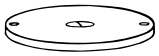

P-67-1/2
½" N.P.S. plug

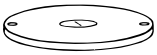

P-67-3/4
¾" N.P.S. plug

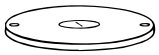

P-67-1
1" N.P.S. plug

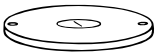

P-67-1-1/4*
1¼" N.P.S. plug

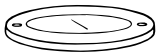

P-67-2
2" dia. plug

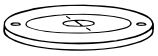

P-67-1/2-2*
½" & 2" dia. plugs

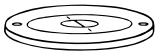

P-67-3/4-2*
¾" & 2" dia. plugs

*Also includes seating plate for receptacle.

- Polished brass finish
- Furnished complete with sealing gasket and 6-32 x ½" screws
- 3½" outside diameter

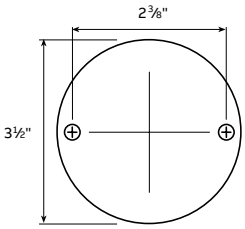

Cat. No.	Description	Finish	Std. Ctn.
P-67-1/2	Cover plate with ½" NPS plug	Brass	4
P-67-3/4	Cover plate with ¾" NPS plug	Brass	4
P-67-3/4-AL	Cover plate with ¾" NPS plug	Aluminum	4
P-67-1	Cover plate with 1" NPS plug	Brass	4
P-67-1-AL	Cover plate with 1" NPS plug	Aluminum	4

Cat. No.	Description	Finish	Std. Ctn.
P-67-1-1/4	Cover plate with 1¼" NPS plug	Brass	4
P-67-2	Cover plate with 2" UN thread plug	Brass	4
P-67-2-AL	Cover plate with 2" UN thread plug	Aluminum	4
P-67-1/2-2	Cover plate with ½" & 2" plug	Brass	4
P-67-3/4-2	Cover plate with ¾" & 2" plug	Brass	4

MopTite® Covers exceed UL/CSA scrubwater exclusion requirements.
For plug replacement, see page 127.

Carpet plates

671 and 672 Series

694 Plug

Features and benefits:

- Polished-brass finish
- Furnished complete with 6-32 x 1"-long brass flathead screws and gasket
- 3⅜" outside diameter

Cat. No.	Description	Std. Ctn.
P-90-CP	Carpet plate – Brass	4

Will not accept P-67 covers, will accept threaded plug, see page 127.

Accessories

671 and 672 Series

P-67-F
Edge ring

478-G-12
Short strap receptacle

Features and benefits:

- Use brass edge ring for neat appearance when non-adjustable floor box is installed in concrete
- Edge ring has 3¾" OD and adds ⅜" to floor box height
- 15-amp, 125-volt, NEMA grounding type
- Mounted on steel seating plate
- For use with 2" diameter opening floor plate

Cat. No.	Description	Std. Ctn.
P-67-F	Brass edge ring for concrete	4
478-G-12	15-Amp, 125-Volt NEMA grounding receptacle	4

Multiple-gang floor boxes for power and communications

640 and 840SC Series

640 and 840 Series floor boxes provide flush service for power, communications and data. Multiple-gang boxes enable the user to place high- and low-voltage in a single floor box.
Floor boxes up to four-gangs are available.
640 and 840 Series boxes can be used for either carpet or tile applications.

640 Series – features and benefits:

- Cast iron, watertight body, fully adjustable
- Painted silver enamel inside and out for additional corrosion resistance
- Interior and exterior leveling screws permit adjustment to finished floor
- Removable partitions for large capacity requirements on 2-, 3- and 4-gang
- Shipped complete with expendable cap to prevent ingress of concrete during pour
- ¾" threaded conduit openings are standard
- Uses P64 Series MopTite® covers (one cover per gang)

840SC Series – features and benefits

- Cast iron, watertight body, semi-adjustable
- Painted silver enamel inside and out for additional corrosion resistance
- Exterior leveling screws for adjustment to finished floor
- Removable partitions for large capacity requirements on 2- and 3-gang
- Shipped complete with expendable cap to prevent ingress of concrete during pour
- ¾" threaded conduit openings are standard
- Uses P64 Series MopTite® covers (one cover per gang)



641

842-SC

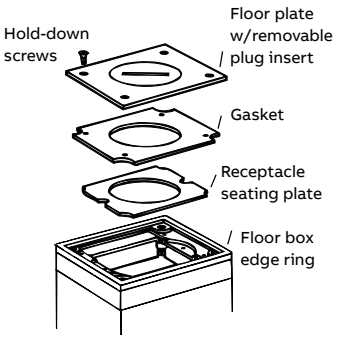

Features and benefits:

- Polished brass finish
- Furnished complete with sealing gasket and 8-32 x 1" screws
- 3" x 4½" outside dimension
- All covers meet MopTite® requirements

Multiple-gang floor boxes for power and communications

640 and 840SC Series

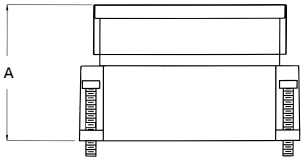

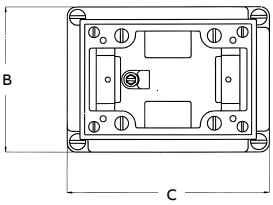

Engineering data

Cat. No.	Dimensions (in.) A	B	C	Before pour adj. (in.)	After pour adj. (in.)
641	3⅝	4	5½	2½	⅝
642	3⅝	7	5½	2½	⅝
643	3⅝	10	5½	2½	⅝
841-SC	2	4	5½	1½	—
842-SC	2	7	5½	1½	—
843-SC	2	10	5½	1½	—

Cat. No.	Number of gangs	Maximum capacity (cu. in.)	Conduit hubs (in.)
641	1	35	¾
642	2	37 per gang	¾
643	3	37 per gang	¾
841-SC	1	15	¾
842-SC	2	16.5 per gang	¾
843-SC	3	16.5 per gang	¾

Use P64 Series covers and carpet plates.
*Additional hub sizes available — see next page.

Floor boxes

640 and 840SC Series



Cat. No.	Description	Std. Ctn.
641	Cast-iron single-gang floor box with ¾" conduit hubs	4
641-AL	Cast-iron single-gang floor box with ¾" conduit hubs & aluminum trim	4
641-1	Cast-iron single-gang floor box with 1" conduit hubs	4
SP-641-1-AL	Cast-iron single-gang floor box with 1" conduit hubs & aluminum trim	4
642	Cast-iron two-gang floor box with ¾" conduit hubs	2
642-AL	Cast-iron two-gang floor box with ¾" conduit hubs & aluminum trim	2
642-1	Cast-iron two-gang floor box with 1" conduit hubs	2
SP-642-1-AL	Cast-iron two-gang floor box with 1" conduit hubs & aluminum trim	2
643	Cast-iron three-gang floor box with ¾" conduit hubs	1
643-AL	Cast-iron three-gang floor box with ¾" conduit hubs & aluminum trim	1
SP-643-1	Cast-iron three-gang floor box with 1" conduit hubs	1
SP-643-1-AL	Cast-iron three-gang floor box with 1" conduit hubs & aluminum trim	1
841-SC	Shallow cast-iron single-gang floor box with ¾" conduit hubs	4
841-AL	Shallow cast-iron single-gang floor box with ¾" conduit hubs & aluminum trim	4
842-SC	Shallow cast-iron two-gang floor box with ¾" conduit hubs	2
842-AL-SC	Shallow cast-iron two-gang floor box with ¾" conduit hubs & aluminum trim	2
843-SC	Shallow cast-iron three-gang floor box with ¾" conduit hubs	1
843-AL-SC	Shallow cast-iron three-gang floor box with ¾" conduit hubs & aluminum trim	1

Boxes supplied with brass tile trim unless otherwise specified.

MopTite® cover plates

640 and 840 Series

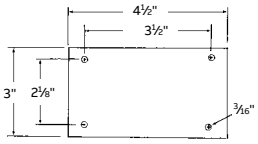

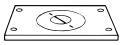

P-64-3/4-2*
¾" & 2" dia. plug

P-64-2-5/8*
2⅝" dia. plug

P-64-DS*
Duplex Lift lids

P-64-DU*
Duplex 1 7/16" plugs

P-64-GFCI

P-64-1/2
½" N.P.S. plug

P-64-3/4
¾" N.P.S. plug

P-64-1
1" N.P.S. plug

P-64-1-1/4
1¼" N.P.S. plug

P-64-2*
2" dia. plug

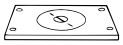

P-64-1/2-2*
½" & 2" dia. plugs

*Also includes seating plate for receptacle like others.

Cat. No.	Description	Finish	Std. Ctn.
P-64-1/2	Cover plate ½" NPS plug	Brass	4
P-64-3/4	Cover plate ¾" NPS plug	Brass	4
P-64-3/4-AL	Cover plate ¾" NPS plug	Aluminum	4
P-64-1	Cover plate 1" NPS plug	Brass	4
P-64-1-AL	Cover plate 1" NPS plug	Aluminum	4
P-64-1-1/4	Cover plate 1¼" NPS plug	Brass	4
P-64-1-1/4-AL	Cover plate 1¼" NPS plug	Aluminum	4
P-64-2	Cover plate 2" UN plug	Brass	4
P-64-2-AL	Cover plate 2" UN plug	Aluminum	4
P-64-1/2-2	Cover plate ½" & 2" UN plug	Brass	4

MopTite® Covers exceed UL/CSA scrubwater exclusion requirements.
For replacement plug see page 127.

Cat. No.	Description	Finish	Std. Ctn.
P-64-1/2-2-AL	Cover plate ½" & 2" UN plug	Aluminum	4
P-64-3/4-2	Cover plate ¼" & 2" UN plug	Brass	4
P-64-3/4-2-AL	Cover plate ¾" & 2" UN plug	Aluminum	4
P-64-DS	Cover plate duplex Lift lids	Brass	4
P-64-DS-AL	Cover plate duplex Lift lids	Aluminum	4
P-64-2-5/8	Cover plate 2⅝" UN plug	Brass	4
P-64-2-5/8-AL	Cover plate 2⅝" UN plug	Aluminum	4
P-64-DU	Cover plate duplex 1 7/16" plugs	Brass	4
P-64-DU-AL	Cover plate duplex 1 7/16" plugs	Aluminum	4
P-64-GFCI	Cover plate GFCI flip lid	Brass)	4
P-64-GFCI-AL	Cover plate GFCI flip lid	Aluminum	4

Metallic carpet plates

640 and 840 Series



P-64-CP



P-64-2G-CP



P-64-3G-CP

Cat. No.	Number of gangs	Outside Dimension (in.)	Material	Std. Ctn.
P64-CP	1	4⅝ x 6⅛	Brass	4
P64-CP-AL	1	4⅝ x 6⅛	Aluminum	4
P64-2G-CP	2	7⅝ x 6⅛	Brass	4
P64-2G-CP-AL	2	7⅝ x 6⅛	Aluminum	4
P64-3G-CP	3	10⅝ x 6⅛	Brass	4
P64-3G-CP-AL	3	10⅝ x 6⅛	Aluminum	4

Gaskets

Floor plate assemblies

Cat. No.	For use with	Std. Ctn.
SP650	P-64 Series floor plate assemblies	4
SP651	P-64-DU floor plate assemblies	10
SP-P64-DS-P2	P-64-DS floor plate assembly	4

CONCRETE APPLICATIONS

On or above grade floors recessed service

1-, 2- and 3-Gang
Rectangular floor box

Carlon® rectangular floor box systems – three-way power, data and communications plus easy double- or triple-ganging, too.

Compared to metal boxes, Carlon rectangular floor boxes cost less and install faster to save you money on every job. Three-in-one power, data and communications capability cuts installation time and cost even more, while simple two- and three-gang modularity gives you the flexibility, installation ease and cost-savings no other nonmetallic boxes can match. The covers attach without the use of fasteners, providing a professional, clean installation as well as preserving the aesthetic life of the product. Take a closer look at all that our rectangular floor box systems offer you.

Features and benefits:

- Covers require no adjusting collar – two screws ensure a flush, secure installation
- PVC construction, watertight gasket and corrosion-resistant hardware ensure long life and reliable performance, even in harsh and/or corrosive environments
- One consistent box depth simplifies ordering time and reduces inventory
- Saves time and money on installations with simple saw cut to floor level
- Concrete tight and suitable for any on-grade/below-grade application; concrete or wood subfloor construction approved
- Convenient cubic inch capacity markings on inside enable easy inspection
- PVC-molded ports and reducer plugs included
- Accepts ½", ¾" and 1" conduit, tubing or raceway
- Rectangular sides are drillable
- Suitable for tile and carpet applications
- Cover options include solid brass, stainless steel and nonmetallic (brown, slate and caramel)
- UL/CSA scrubwater tested, approved for all types of finish flooring

Gangable rectangular

Floor box

Features and benefits:
With our rectangular boxes, one SKU is all you ever need. Simply remove appropriate sides and slide boxes together to create two- or three-gang boxes for unique on-the-job flexibility.

For wood floor applications, box must be supported from below.

c UL us LISTED
E11461

Cat. No.	Material	Size	Internal volume (cu. in.)	Min. concrete depth	Hubs (in.)	Reducer plugs (in.)	Std. Ctn.	Std. Wt. (lb)
E976RFB	PVC	1-Gang	97.4 (16.8 per inch of depth)	3½	(2) 1	(2) 1 x ¾ (2) ¾ x ½	3	6.92

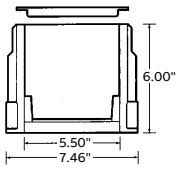

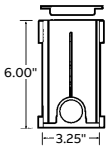

Activation kit

Activation kit provides components to accommodate all standard power, data and communications devices, plus a divider to separate power from data and communications – all in a single SKU. Device yokes can be adjusted to store excess cord in the box.

Requires one kit per gang.

c UL us LISTED
E11461

Cat. No.	Material	Std. Ctn.	Std. Wt. (lb)
E976AK2	PVC	3	2.47

1-, 2- and 3-gang nonmetallic

Floor box covers

On-the-job flexibility extends to our rectangular box covers. Each one-, two- or three-gang cover is suitable for any wiring application and can be used with any floor surface. Nonmetallic covers are even field-reversible for tile or carpet. Doubledoor feature enables easy access to the device and helps keep stray cords organized.

Carlon rectangular floor box covers do not require a separate carpet flange. The carpet flange is part of the cover and may be removed for tile application.

Features and benefits:

- High-impact resistant thermoplastic
- Field reversible for tile or carpet
- Gasketed for a watertight seal
- Double-door design
- UL/CSA scrubwater tested



c UL us LISTED
E11461

Cat. No.	Size	Color	Carpet flange	Dimensions (w x L) (in.)	Std. Ctn.	Std. Wt. (lb)
E9761B	One-Gang	Brown	Included	7.13 x 5.00	3	1.7
E9762B	Two-Gang	Brown	Included	7.13 x 8.25	9	8.5
E9763B	Three-Gang	Brown	Included	7.13 x 11.50	6	7.5
E9761C	One-Gang	Caramel	Included	7.13 x 5.00	3	1.7
E9762C	Two-Gang	Caramel	Included	7.13 x 8.25	9	8.5
E9763C	Three-Gang	Caramel	Included	7.13 x 11.50	6	7.5
E9761S	One-Gang	Slate	Included	7.13 x 5.00	3	1.7
E9762S	Two-Gang	Slate	Included	7.13 x 8.25	9	8.5
E9763S	Three-Gang	Slate	Included	7.13 x 11.50	6	7.5

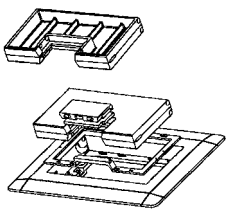

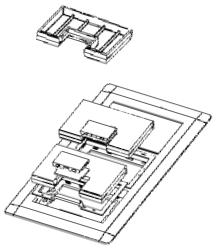

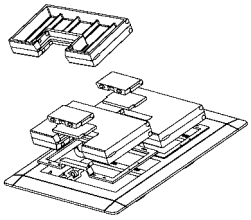

1-, 2- and 3-gang solid brass and
Stainless steel floor box covers

Carlon brass and stainless steel rectangular floor box covers add a classic touch to all floor box installations, and are particularly suited for use in high-traffic areas because of the resistance to wear. The gasket gives a watertight seal, and the light lacquer finish provides extra protection.

Features and benefits:
- Rugged construction
- Coated with a light lacquer finish for extra protection
- Covers include a cord door
- Gasketed for watertight applications
- Accepts single, duplex, GFCI and low-voltage receptacles
- For tile and carpet applications
- UL/CSA scrubwater tested



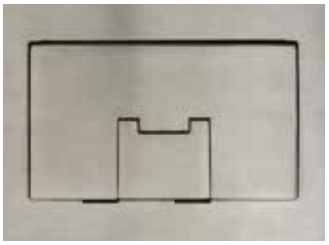

c UL us LISTED
E11461

Cat. No.	Size	Color	Dimensions (in.)	Std. Ctn.	Std. Wt. (lb)
E9761BR	One-gang	Brass	7.13 x 5	3	6.8
E9762BR	Two-gang	Brass	7.13 x 8.25	3	9.9
E9763BR	Three-gang	Brass	7.13 x 11.5	3	12.1
E9761SS	One-gang	Stainless steel	7.13 x 5	3	7.4
E9762SS	Two-gang	Stainless steel	7.13 x 8.25	3	11.6
E9763SS	Three-gang	Stainless steel	7.13 x 11.5	3	17.2

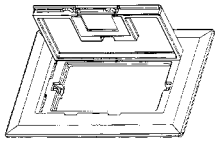

One-gang

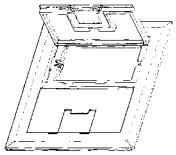

Two-gang

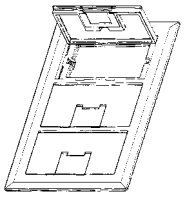

Three-gang

Recessed service box

68R Series for use with 68-P floor box

—
01 Use a Steel City round PVC foor box, catalog number 68-P (purchased separately) See page 43
—
02 Concrete application
—
03 Lid closes flush with the floor, even with cords plugged in
—
04 Power and communications wood sub-floor/raised floor applications

Plug in power and communication cords, and then close the lid to hide unsightly plugs and receptacles below the floor.

Features and benefits:

- Unique cover provides aesthetic recessed service with cost-effective box options for concrete, wood sub-floor and raised-floor applications
- Lid can be rotated to expose a small opening for cords, enabling the lid to close flush with the floor while in use
- Cover accepts one duplex or GFCI receptacle – no special device plates required (receptacle purchased separately)
- Cover accepts up to two communications jacks – includes one 2-port keystone data plate and one blank data plate for custom cut-outs or power-only applications (communications jacks purchased separately)
- Nonmetallic covers are available in black, grey, beige and brown. Black covers are available with an optional brass or aluminum flange
- Two set screws lock the cover in place – no gluing required

—
01



—
02

—
03

—
04

Recessed covers

68R Series

Features and benefits:

- Cover assembly
- Receptacle mounting plate
- Duplex receptacle insert
- 2-port keystone data plate
- Blank data plate
- Voltage divider

Device not included. Cover is 6¾ in. dia.

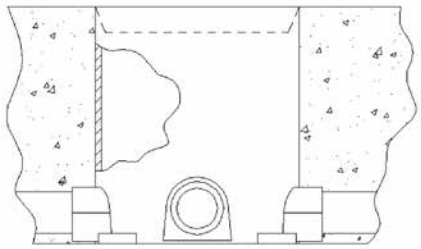

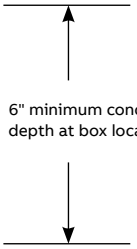

Important application note:
When using the 68R recessed cover with the 68-P floor box for concrete applications, the entire box depth (6") is required. Prior to concrete pour, level the top of the box with the screed line of the concrete.

Cat. No.	Description	Std. Ctn.
68R-CST-BLK	Nonmetallic recessed floor box cover kit, black	4
68R-CST-GRY	Nonmetallic recessed floor box cover kit, grey	4
68R-CST-BGE	Nonmetallic recessed floor box cover kit, beige	4
68R-CST-BRN	Nonmetallic recessed floor box cover kit, brown	4
68R-CST-BRS	Nonmetallic recessed floor box cover kit, black with brass flange	4
68R-CST-ALM	Nonmetallic recessed floor box cover kit, black with aluminum flange	4
68-P	Round PVC floor box for concrete applications	8

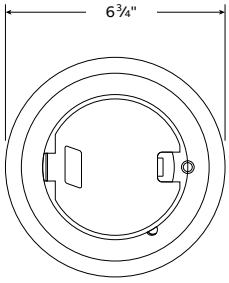

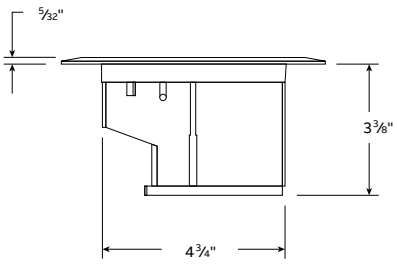

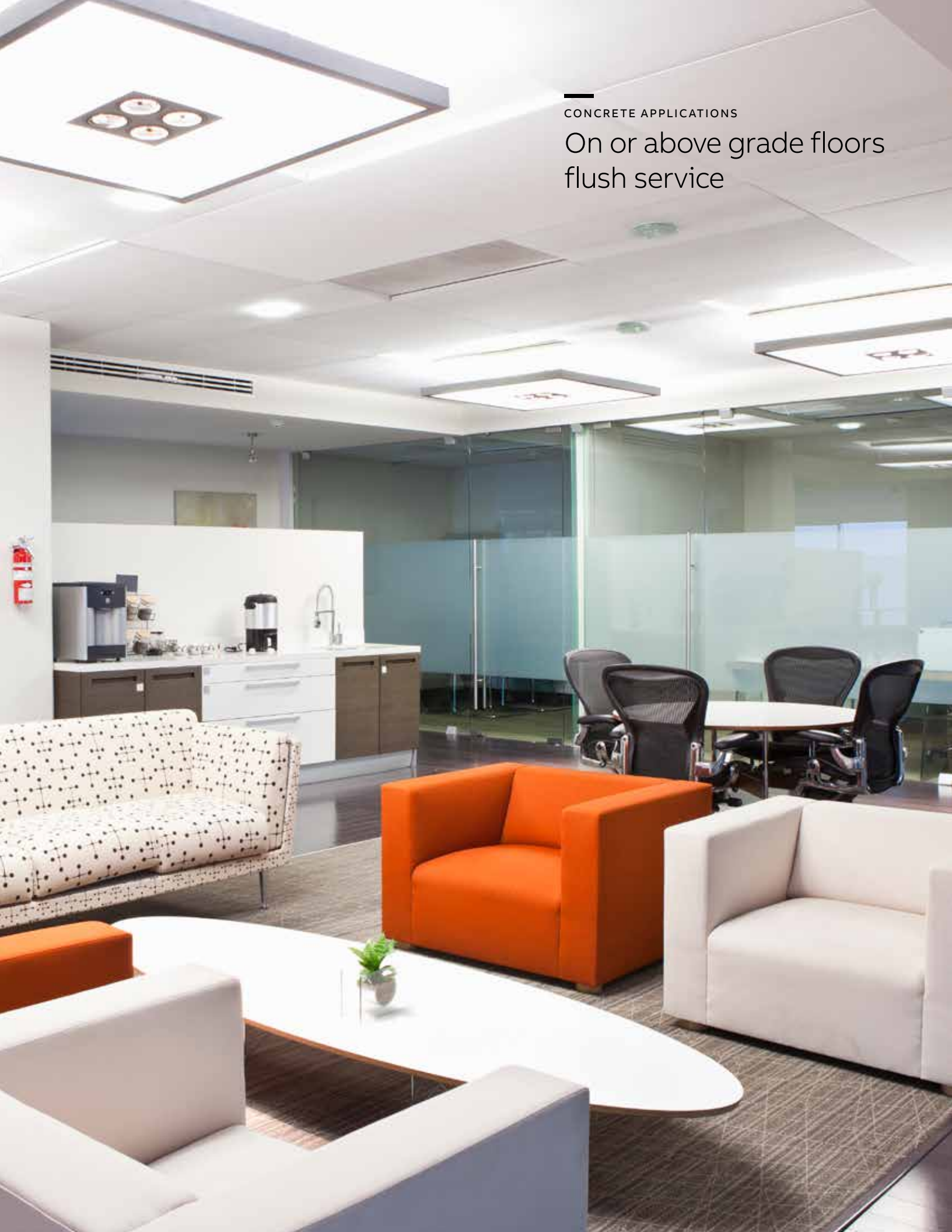

CONCRETE APPLICATIONS

On or above grade floors flush service

Carlon® round floor box systems

Three-way versatility for power, data and communications

Carlon round floor boxes give you the same cost-saving advantages over metal boxes as our rectangular boxes. By combining power, data and communications in the same box, you can dramatically reduce your installation time and cost compared to other nonmetallic boxes. In addition, multi-use covers mean fewer SKUs to deal with and greater jobsite flexibility to increase your savings further. Take a closer look at all their advantages.



Features and benefits:

- PVC construction, watertight gasket and corrosion-resistant hardware ensure long life and reliable performance, even in harsh and/or corrosive environments
- Covers are available for a variety of applications
- The same box depth simplifies ordering and reduces inventory
- Suitable for tile and carpet applications
- Cover options include: brass, stainless steel and nonmetallic (ivory, caramel, taupe, slate and brown)
- Concrete tight and suitable for any on-grade/below-grade application; concrete or wood floor construction approved
- Y-connector (E972Y) enables you to feed parallel runs of ¾" conduit or to feed in/out from the same side for increased wiring flexibility and faster installation
- PVC-molded ports and reducer plugs included
- Accepts ½", ¾" and 1" conduit, tubing or raceway
- UL/CSA scrubwater tested, approved for all types of finish flooring

Round floor box - Carlon round floor boxes enable various thicknesses of concrete pours. Trim out is easy – just use a handsaw to cut off box at desired height to accommodate carpet, tile or other flooring. Carlon leveling ring guarantees a level top every time, even if the box is tipped slightly during the pouring process.

LISTED
E11461

Cat. No.	Internal volume (cu. in.)	Min. concrete depth (in.)	Hubs (in.)	Reducer plugs (in.)	Std. Ctn.	Std. Wt. (lb)
E971FB	90.0 (15.5 per inch of depth)	3½	(2) 1 and (2) ¾	(2) 1 x ¾ and (2) ¾ x ½	10	15.6

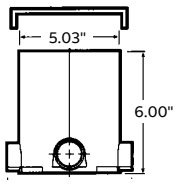

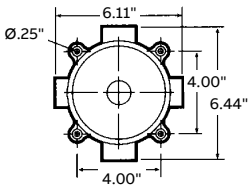

Brass and stainless steel covers

For round floor boxes

Features and benefits:

- Screws concealed under doors
- Rugged construction
- Coated with a light lacquer finish for extra protection
- Resistance to wear – suited for high-traffic areas
- Gasketed for watertight applications
- Available in four styles – single door, two door, NPS opening and two-door dual service
- For tile and carpet applications
- UL/CSA scrubwater tested
- Cover diameter: 5½"

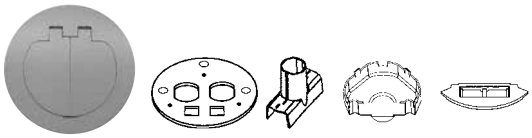

Two-door dual service (divider kit included)

c UL us LISTED E11461

Cat. No.	Cover	Devices	Std. Ctn.	Std. Wt. (lb)
E97BR2D	Brass	Duplex and two data ports	5	9.2
E97SS2D	Stainless steel	Duplex and two data ports	5	9.1

NPS opening

c UL us LISTED E11461

Cat. No.	Cover	Devices	Std. Ctn.	Std. Wt. (lb)
E97BRG	Brass	1¼" outlet and single receptacle	5	7.5
E97SSG	Stainless steel	1¼" outlet and single receptacle	5	8.1

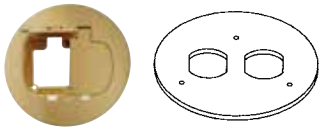

Two door

c UL us LISTED E11461

Cat. No.	Cover	Devices	Std. Ctn.	Std. Wt. (lb)
E97BR2	Brass	Duplex	5	7
E97SS2	Stainless steel	Duplex	5	7.7

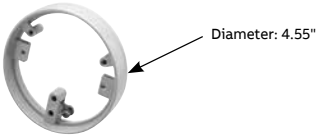

Cover adapter ring for use with metal covers

c UL us LISTED E11461

Cat. No.	Devices	Std. Ctn.	Std. Wt. (lb)
E97ABR2	One-piece metal cover adapter	5	9.2

Note: Carlon metal cover adapter ring (E97ABR2) is required with these covers (sold seperately).

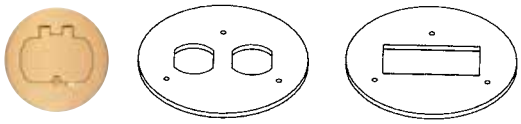

Single door

c UL us LISTED E11461

Cat. No.	Cover	Devices	Std. Ctn.	Std. Wt. (lb)
E97BR	Brass	GFCI and duplex	5	7
E97SS	Stainless steel	GFCI and duplex	5	7.9

Accessories

The multi-service divider kit for separate power, data and communications compartments provides unbeatable flexibility and money-saving installation speed. For use with nonmetallic boxes only.

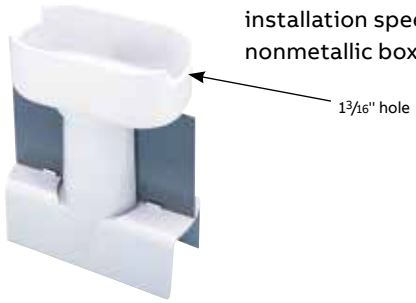

Multi-service divider kit

LISTED E11461

Cat. No.	Std. Ctn.	Std. Wt. (lb)
E973K	10	3

The ¾" Y fitting provides for in-and-out service from a single 1" port, and provides two ¾" parallel conduit runs to adapt into a single-conduit body port

¾" Y fitting

LISTED E11461

Cat. No.	Std. Ctn.	Std. Wt. (lb)
E972Y	10	2.1

Reducer plugs

LISTED E11461

Cat. No.	Size (in.)	Std. Ctn.	Std. Wt. (lb)
E971C	¾ x ½	100	2.1
E971D	1 x ¾	100	3.2

Features and benefits:

- High impact-resistant thermoplastic
- Compatible with standard NEMA Duplex and 1¼" NPS receptacles
- Drill points (⅜") provided for low-voltage cable pass throughs
- 1¼" NPS plugs may be modified to accept smaller fittings (⅜", ½" and ¾")
- For tile and carpet applications
- UL/CSA scrubwater tested, approved for all types of finish flooring
- Cover diameter: 5.7"

Caramel

Slate

Ivory

Taupe

Brown

Duplex covers

LISTED E11461

Cat. No.	Color	Description	Std. Ctn.	Std. Wt. (lb)
E97DSI	Ivory	Duplex cover	10	5.2
E97DSC	Caramel	Dulpex cover	10	5.7
E97DST	Taupe	Duplex cover	10	5.7
E97DSS	Slate	Duplex cover	10	5.6
E97DSB	Brown	Duplex cover	10	5.8

1¼" NPS covers

LISTED E11461

Cat. No.	Color	Description	Std. Ctn.	Std. Wt. (lb)
E97SSRB	Brown	NPS cover	10	3.8
E97SSRC	Caramel	NPS cover	10	3.8
E97SSRS	Slate	NPS cover	10	3.8

Clear cover carpet ring

Cat. No.	Color	Std. Ctn.	Std. Wt. (lb)
E97CCR	Clear	10	1.2

Round nonmetallic floor box

68-P Series



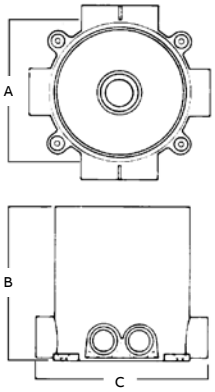

3/16" Wall thickness

The 68-P floor box provides flush service for power or communications and data. The nonmetallic floor box is used in concrete floors and is suitable for carpet, tile or wood applications.

Features and benefits:

- High-strength rigid PVC construction, non-corrosive
- Easy installation with no leveling required – just cut the box level with the concrete after the pour
- Compatible with standard-schedule PVC conduit Pre-packaged with concrete cap and six hub plugs
- Includes four (4) ¾ to ½" reducing bushings
- Includes four (2) 1 to ¾" reducing bushings

	Cat. No.	Dimensions (in.) A	B	C	After pour adj.	Maximum capacity (cu. in.)	Standard conduit tapping	Covers and carpet plates	Wiring device	Std. Ctn.
	68-P	5 5/32	6	6 3/8	None	100	(4) ¾" (2) 1"	P60 P68 series	Single duplex or data/voice	8

Minimum pour 3 inches. Cubic in. capacity is 17 cubic inches per inch of box height. **Note:** Must use 68-PAR to attach cover plates to 68-P floor box.

Adjusting ring

for 68-P floor box

Features and benefits:

- Nonmetallic adjusting ring includes pigtail and clips

Cat. No.	Description	Std. Ctn.
68-PAR	Nonmetallic adjusting ring	8

Required to mount P60 and P68 Series covers to 68P floor box (not needed for dual-voltage kits).

Metallic tile trims

for 68-P floor box

Features and benefits:

- Tile trim rings are available in brass or aluminum for flush installation of metallic plates in linoleum, tile, wood or carpeted floors. Must be used to mount P60 series plates. (Not required for P-68 covers, P60-CACP or P60-3/4-2-CACP)

Cat. No.	Description	Std. Ctn.
68P-FL	Tile trim ring, brass	4
68P-FL-AL	Tile trim ring, aluminum	4

Required to attach P60 Series cover plates to 68-P floor box.

Dual-Voltage kits

68-P Series

Features and benefits:

- Voltage divider has easy-cut score lines to accommodate concrete depths of 3 to 6 inches
- Faceplate has removable data plates and can accommodate GFCI or standard duplex receptacles
- Kit comes equipped with 4 standard keystone-size openings in the data plates. Other styles available include openings sized for Ortronics, Avaya, Panduit and Hubbell
- MopTite® cover uses a “snap-lock” to close the lid. No screws to turn... just push down the lid and it snaps in place. The cover uses a factory-installed gasket and exceeds all UL/CSA scrubwater exclusion requirements for carpet, wood and tile floors
- MopTite® cover available in solid brass, black powder paint aluminum or aluminum
- Includes everything required for a standard installation (68P floor box, data jacks and receptacles not included)

Cat. No.	Description	Std. Ctn.
68P-DV-KIT-BRS	Dual-voltage divider kit with MopTite® brass cover	1
68P-DV-KIT-AL	Dual-voltage divider kit with MopTite® aluminum cover	1
68P-DV-KIT-BLK	Dual-voltage divider kit with MopTite® black cover	1
68P-DV-DP-ORT	Ortronics data plate to accommodate 2 jacks	10
68P-DV-DP	Standard data plate to accommodate 4 keystonejacks	10

*Keystone data plates come standard with the kit. Other style data plates are available from ABB and can be ordered separately.

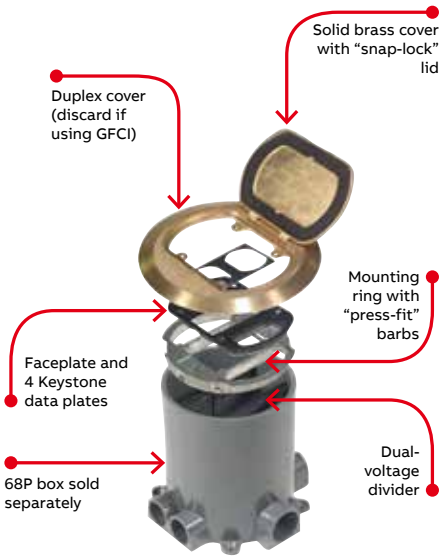

MopTite® metallic carpet plates

68-P Series

P60-CACP

P60-3/4-2-CACP

P60-CACP-GFCI

P60-CP

Features and benefits:

- Polished brass or brushed aluminum finish
- Furnished complete with 8-32 x 1" brass screws

Cat. No.	Description	Finish	Std. Ctn.
P60-CACP	One-piece duplex cover and carpet flange	Brass	4
P60-CACP-AL	One-piece duplex cover and carpet flange	Aluminum	4
P60-3/4-2-CACP	One-piece cover and carpet flange with ¾" and 2" plugs	Brass	4
P60-3/4-2-CACP-AL	One-piece cover and carpet flange with ¾" and 2" plugs	Aluminum	4
P60-CACP-GFCI*	One-piece GFCI cover and carpet flange	Brass	4
P60-CACP-GFCI-AL*	One-piece GFCI cover and carpet flange	Aluminum	4
P60-CP*	Carpet flange	Brass	4
P60-CP-AL*	Carpet flange	Aluminum	4

*Requires 68-PAR and 68P-FL or 68P-FL-AL to attach cover to 68-P floor box.
MopTite® Covers exceed UL/CSA watertight requirements.

MopTite® nonmetallic carpet plates

68-P Series

—
05 Nonmetallic, single receptacle plate (SRC) with matching carpet plate and cover. 6" O.D.

—
06 Nonmetallic floor service cover (FSC) with 1" NPS screw plug accommodates most above-floor service fittings with matching carpet plate. 6" O.D.

—
07 Nonmetallic, duplex/voice data receptacle plates (DRC) with matching carpet plate and cover. 6" O.D.

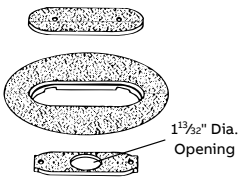

—
05

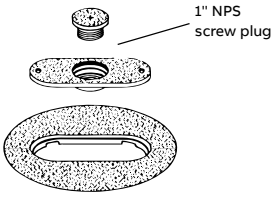

—
06

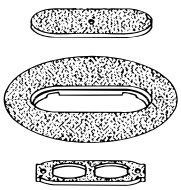

—
07

Cat. No.	Color	Description	Std. Ctn.
P-68-SRC-GRY	Grey	Nonmetallic carpet plate and cover for single receptacle	4
P-68-SRC-BRN	Brown	Nonmetallic carpet plate and cover for single receptacle	4
P-68-SRC-BGE	Beige	Nonmetallic carpet plate and cover for single receptacle	4
P-68-SRC-BLK	Black	Nonmetallic carpet plate and cover for single receptacle	4
P-68-FSC-GRY	Grey	Nonmetallic carpet plate and cover with 1" NPS screw plug	4
P-68-FSC-BRN	Brown	Nonmetallic carpet plate and cover with 1" NPS screw plug	4

Cat. No.	Color	Description	Std. Ctn.
P-68-FSC-BGE	Beige	Nonmetallic carpet plate and cover with 1" NPS screw plug	4
P-68-FSC-BLK	Black	Nonmetallic carpet plate and cover with 1" NPS screw plug	4
P-68-DRC-GRY	Grey	Nonmetallic carpet plate and cover for duplex receptacle	4
P-68-DRC-BRN	Brown	Nonmetallic carpet plate and cover for duplex receptacle	4
P-68-DRC-BGE	Beige	Nonmetallic carpet plate and cover for duplex receptacle	4
P-68-DRC-BLK	Black	Nonmetallic carpet plate and cover for duplex receptacle	4

*Requires 68-PAR to attach cover to 68-P floor box.
MopTite® Covers exceed UL/CSA watertight requirements.

MopTite® metallic cover plates

68-P Series

Features and benefits:

- Polished finish
- Furnished complete with sealing gasket and 8-32 x 7/16" brass screws
- 4" outside diameter
- For brushed aluminum, add AL after catalog number
- When not using the P60-CP, then use 68P-FL

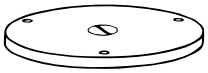

P-60-1/2
1/2" N.P.S. Plug Size

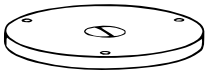

P-60-3/4
3/4" N.P.S. Plug Size

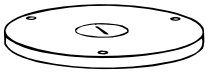

P-60-1
1" N.P.S. Plug Size

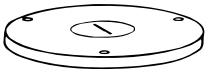

P-60-1-1/4
11/4" N.P.S. Plug Size

P-60-2*
2" dia. Plug Size

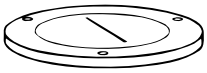

60-2-5/8*
25/8" dia. Plug Size

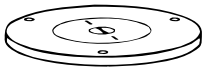

P-60-1/2-2*
1/2" & 2" dia. Plug Size

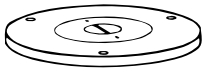

P-60-3/4-2*
3/4" & 2" dia. Plug Size

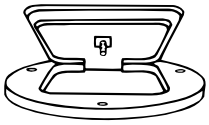

P-60-DR*
Duplex Lift Lid

P-60-DS*
Hinged Lift Lids

P-60-DU*
Duplex 17/16" Plugs

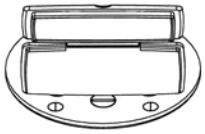

P-60-GFCI*
GFCI Lift Lid

* Also includes steel seating plate for receptacles.

Cat. No.	Description	Std. Ctn.
P-60-1/2	Brass cover plate ½" NPS plug size	4
P-60-1/2-AL	Aluminum cover plate ½" NPS plug size	4
P-60-3/4	Brass cover plate ¾" NPS plug size	4
P-60-3/4-AL	Aluminum cover plate ¾" NPS plug size	4
P-60-1	Brass cover plate 1" NPS plug size	4
P-60-1-AL	Aluminum cover plate 1" NPS plug size	4
P-60-1-1/4	Brass cover plate 1¼" NPS plug size	4
P-60-1-1/4-AL	Aluminum cover plate 1¼" NPS plug size	4
P-60-2	Brass cover plate 2" diameter plug size	4
P-60-2-AL	Aluminum cover plate 2" diameter plug size	4
P-60-2-5/8	Brass cover plate 2⅝" diameter plug size	4
P-60-2-5/8-AL	Aluminum cover plate 2⅝" diameter plug size	4

*Requires 68-PAR and 68P-FL or 68P-FL-AL to attach cover to 68-P floor box.
MopTite® Covers exceed UL/CSA watertight requirements.

Cat. No.	Description	Std. Ctn.
P-60-1/2-2	Brass cover plate ½"–2" diameter plug size	4
P-60-1/2-2-AL	Aluminum cover plate ½"–2" diameter plug size	4
P-60-3/4-2	Brass cover plate ¾"–2" diameter plug size	4
P-60-3/4-2-AL	Aluminum cover plate ¾"–2" diameter plug size	4
P-60-DR	Brass cover with duplex lift lid	4
P-60-DS	Brass cover for duplex with individual lift lids	4
P-60-DS-AL	Aluminum cover for duplex with individual lift lids	4
P-60-DU	Brass cover plate with two 1 7/16" plugs for duplex	4
P-60-DU-AL	Aluminum cover with two 1 7/16" plugs for duplex	4
P-60-GFCI	Brass cover plate for GFCI devices	4
P-60-GFCI-AL	Aluminum cover plate for GFCI devices	4

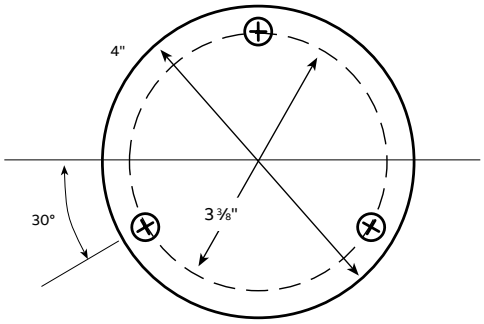

Round floor boxes for power and communications

68-HP Series

Innovative 3-Gang round floor box for power, data and AV

Unmatched flexibility to configure any combination of power and communications devices

- Accepts standard devices from any manufacturer, including duplex, GFCI, locking, hospital grade or isolated ground receptacles
- Accommodates a wide variety of multi-media devices through the use of rectangular adapters

Combines the capacity of a 3-gang box with the affordability of a round nonmetallic floor box

- 6" diameter round nonmetallic floor box – the largest in the industry
- Large inline hubs for power and data wiring: 1" for power, 1½" for data

No leveling, gluing or aligning for an easy installation

- No wasted time leveling the box before the concrete is poured – simply cut the box at the appropriate height after the pour
- No gluing – stainless steel retention barbs secure the mounting frame to the box
- Round design – no need to align the box with walls during installation

Easy-to-use covers made of durable solid brass and aluminum

- Stands up to heavy carts, cleaning equipment, and general floor traffic
- Convenient slide latch provides tool-less access to devices
- Lid lies flat while in use to minimize obstructions above floor level

Stainless steel barbs

Slide latch for tool-less access

Lid lies flat against the floor while in use

1" Hub for Power, 1½" Hub for Data

Furniture-feed and cast iron options for a comprehensive floor box solution

- Dual-voltage furniture-feed covers transition power and communications wiring from the floor into modular furniture
- Cast iron box with a nonmetallic collar for slab-on-grade or metallic conduit applications

Round floor boxes for power and communications

68-HP Series

68-HP



68-HP-CI

These include two 1 1/2 to 1" reducing bushings. It also comes with two 1 to 3/4" reducing bushings

Cat. No.	Description	Minimum concrete depth: Flush	Minimum concrete depth: Furniture feed	Std. Ctn.
68-HP	6" round nonmetallic floor box	4"	3½"	4
68-HP-CI	Cast iron floor box with 6" round nonmetallic collar	4½"	4"	1

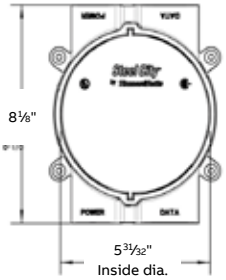

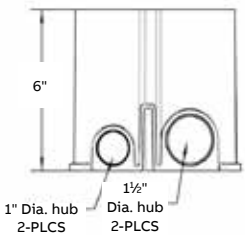

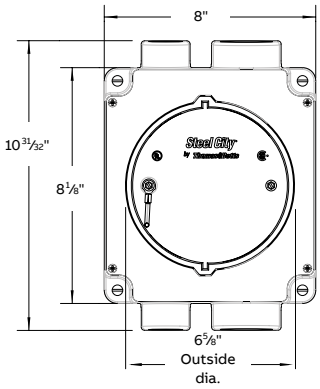

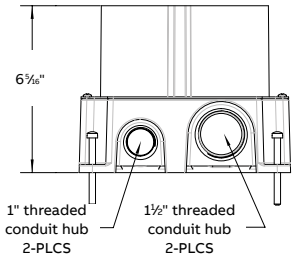

Flush covers

68-HP Series



- Slide latch for tool-less access to devices
- Lid lies flat when box is in use

Cat. No.	Description	Std. Ctn.
68-HP-FC-ALM	Flush cover – solid aluminum with brushed finish, 1,000 lb. load rating	4
68-HP-FC-BRS	Flush cover – solid brass with brushed finish, 1,500 lb. load rating	4
68-HP-FC-BLK	Flush cover – solid aluminum with black powder-coated finish, 1,000 lb. load rating	4

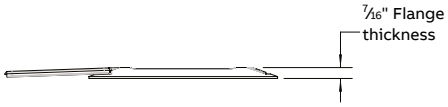

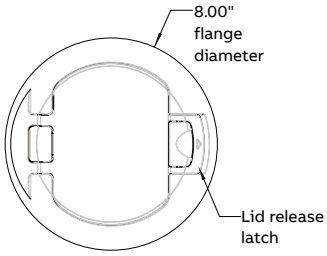

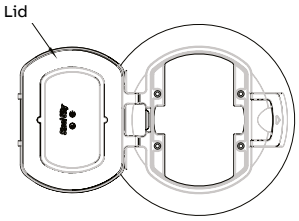

Flush mounting kit and accessories

68-HP Series

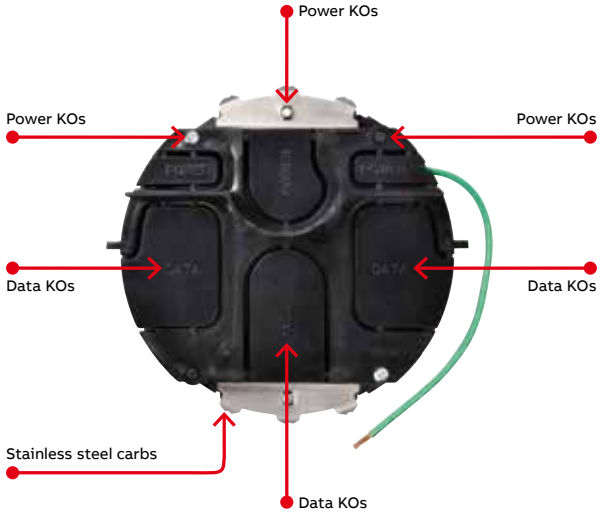

Features and benefits:

- Flush mounting kit required in order to mount devices and covers to the 68-HP Series floor box
- Stainless steel barbs – no gluing required
- Includes (3) compartments for standard devices
- Voltage dividers allow any combination of power and communications devices
- Each compartment includes (1) knockout for power and (1) knockout for data for access to either power or communications wiring

Kit Includes:

- Mounting frame
- Voltage divider
- (3) Device plates
  - (1) Center plate: GFCI/rectangular
  - (2) side plates: Rectangular
- (3) Duplex inserts

68-HP-FMK
Flush mounting kit



Divider

Optional accessories

Device plates

68-HP-DPC-GFCI

68-HP-DPS-DEC

68-HP-DPC-R

68-HP-DPC-2MAAP

68-HP-DPS-2MAAP

Regular Inserts

68-HP-BI

68-HP-DI

OPODEC6-WH**

Extron® AV Plate



68-HP-DPAV-EXT
(Low voltage only)

Cat. No.	Description	Std. Ctn.
68-HP-FMK	Mounting kit for flush covers	4
68-HP-DPC-GFCI	Center device plate – GFCI/rectangular receptacle	10
68-HP-DPS-DEC	Side device plate – rectangular receptacle	10
68-HP-DPC-R	Center device plate — Single round receptacle, 1⅝" opening	10
68-HP-DPC-2MAAP	Center device plate – 2 Extron® MAAP plates*	10
68-HP-DPS-2MAAP	Side device plate – 2 Extron® MAAP plates*	10
68-HP-BI	Rectangular insert — blank (for unused compartments)	10
68-HP-DI	Rectangular insert – duplex receptacle	10
OPODEC6-WH	Rectangular adapter for GFCI/rectangular device plate – 6-port data, keystone, white**	5
68-HP-DPAV-EXT	Extron® AV plate – 3 AAP plates, 2 MAAP plates*	1

* Extron® MAAP plates purchased from an authorized Extron® distributor. Extron® is a registered trademark of RGB Systems, Incorporated.
** Additional rectangular adapters available for low voltage applications – see Communications Accessories on page 125.

Round floor boxes for power and communications

68-HP Series

Features and benefits:

- Dual-voltage covers for feeding power and communications wiring to modular furniture
- Furniture feed mounting kit required to mount covers to 68-HP Series floor box

68-HP-FFC-ALM

68-HP-FFC-BRS

68-HP-FFC-BLK



68-HP-FFMK

Cat. No.	Description	Std. Ctn.
68-HP-FFC-ALM	Furniture feed cover – solid aluminum with brushed finish	4
68-HP-FFC-BRS	Furniture feed cover – solid brass with brushed finish	4
68-HP-FFC-BLK	Furniture feed cover – solid aluminum with black powder-coated finish	4
68-HP-FFMK	Mounting kit for furniture feed cover	4

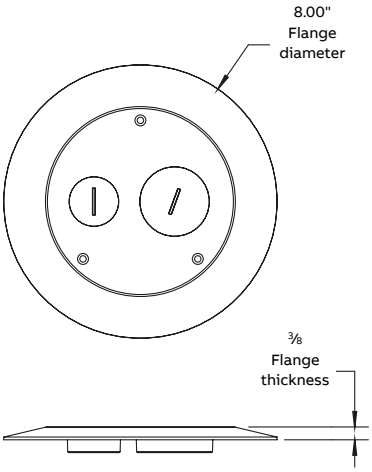

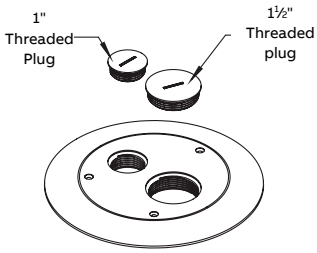

Multiple-gang floor boxes for power and communications

640P Series

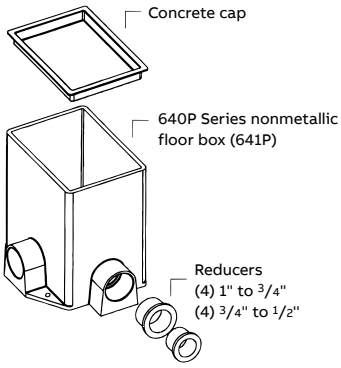

Features and benefits:

- Significant savings over metal boxes
- Die-cast adjusting ring with unique "snap-on" feature which eliminates gluing
- Reduced installation time; no leveling required
- Compatibility with standard-schedule PVC conduit; 1", ¾" and ½"
- Removable adjusting ring accepts wide variety of service accessories
- One-piece housing unit with premolded conduit holes
- Molded from a high-grade polymer material which is fully compatible with standard- schedule PVC conduit
- 640P Series floor boxes utilize both plastic and brass carpet (P64 series) plates and covers
- Available in one-, two- and three-gang versions. Two- and three-gang boxes provided with partitions in corresponding activation kits
- Min. concrete pour 2½"

Cat. No.	Description	Dimensions (in.) Length	Width	Height	Max. Volume	Std. Ctn.
641P	One-gang box	4	5⅜	6	85.0 cu. in.	1
642P	Two-gang box	7	5⅜	6	171.0 cu. in.	1
643P	Three-gang box	10⅜	5⅜	6	256.5 cu. in.	1

Carpet activations

640P Series

Cat. No.	Description	Finish	Std. Ctn.
641P-CACA	One-gang carpet trim	Aluminum	4
641P-CACB	One-gang carpet trim	Brass	4
641P-CAC-BGE	One-gang carpet trim	Nonmetallic beige	4
641P-CAC-BLK	One-gang carpet trim	Nonmetallic black	4
641P-CAC-GRY	One-gang carpet trim	Nonmetallic grey	4
642P-CACA	Two-gang carpet trim	Aluminum	4
642P-CACB	Two-gang carpet trim	Brass	4
642P-CAC-BGE	Two-gang carpet trim	Nonmetallic beige	4

Cat. No.	Description	Finish	Std. Ctn.
642P-CAC-BLK	Two-gang carpet trim	Nonmetallic black	4
642P-CAC-GRY	Two-gang carpet trim	Nonmetallic grey	4
643P-CACA	Three-gang carpet trim	Aluminum	4
643P-CACB	Three-gang carpet trim	Brass	4
643P-CAC-BGE	Three-gang carpet trim	Nonmetallic beige	4
643P-CAC-BLK	Three-gang carpet trim	Nonmetallic black	4
643P-CAC-GRY	Three-gang carpet trim	Nonmetallic grey	4

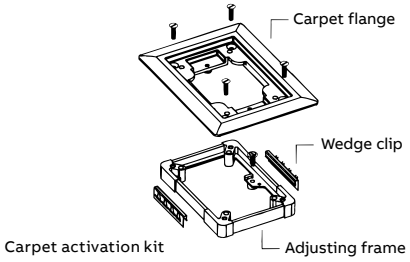

Tile activations

640P Series

Cat. No.	Description	Finish	Std. Ctn.
641P-TACA	One-gang tile trim	Aluminum	4
641P-TACB	One-gang tile trim	Brass	4
641P-TAC-BGE	Nonmetallic	Beige	4
641P-TAC-BLK	Nonmetallic	Black	4
641P-TAC-GRY	Nonmetallic	Grey	4
642P-TACA	Two-gang tile trim	Aluminum	4
642P-TACB	Two-gang tile trim	Brass	4
642P-TAC-BGE	Nonmetallic	Beige	4

Cat. No.	Description	Finish	Std. Ctn.
642P-TAC-BLK	Nonmetallic	Black	4
642P-TAC-GRY	Nonmetallic	Grey	4
643P-TACA	Three-gang tile trim	Aluminum	4
643P-TACB	Three-gang tile trim	Brass	4
643P-TAC-BGE	Nonmetallic	Beige	4
643P-TAC-BLK	Nonmetallic	Black	4
643P-TAC-GRY	Nonmetallic	Grey	4

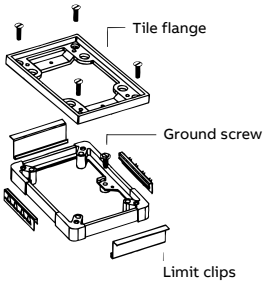

MopTite® cover plates

640 Series

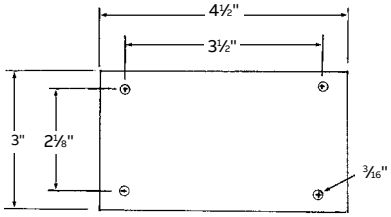

Plate Dimensions

P-64-DU*

P-64-GFCI

P-64-1/2

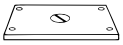

P-64-3/4

P-64-3/4-2*

P-64-2-5/8*

P-64-DS*

P-64-1

P-64-1-1/4

P-64-2*

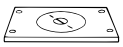

P-64-1/2-2*

Cat. No.	Description	Finish	Std. Ctn.
P-64-1/2	Cover plate ½" NPS plug	Brass	4
P-64-3/4	Cover plate ¾" NPS plug	Brass	4
P-64-3/4-AL	Cover plate ¾" NPS plug	Aluminum	4
P-64-1	Cover plate 1" NPS plug	Brass	4
P-64-1-AL	Cover plate 1" NPS plug	Aluminum	4
P-64-1-1/4	Cover plate 1¼" NPS plug	Brass	4
P-64-1-1/4-AL	Cover plate 1¼" NPS plug	Aluminum	4
P-64-2	Cover plate 2" UN plug	Brass	4
P-64-2-AL	Cover plate 2" UN plug	Aluminum	4
P-64-1/2-2	Cover plate ½" & 2" UN plug	Brass	4

MopTite® Covers exceed UL/CSA Scrubwater exclusion requirements.
For replacement plug, see page 127.

Cat. No.	Description	Finish	Std. Ctn.
P-64-1/2-2-AL	Cover plate ½" & 2" UN plug	Aluminum	4
P-64-3/4-2	Cover plate ¾" & 2" UN plug	Brass	4
P-64-3/4-2-AL	Cover plate ¾" & 2" UN plug	Aluminum	4
P-64-2-5/8	Cover plate 2⅝" UN plug	Brass	4
P-64-2-5/8-AL	Cover plate 2⅝" UN plug	Aluminum	4
P-64-DU	Cover plate duplex 1 7/16" plugs	Brass	4
P-64-DU-AL	Cover plate duplex 1 7/16" plugs	Aluminum	4
P-64-DS	Cover plate duplex lift lids	Brass	4
P-64-DS-AL	Cover plate duplex lift lids	Aluminum	4
P-64-GFCI	Cover plate GFCI flip lid	Brass	4
P-64-GFCI-AL	Cover plate GFCI flip lid	Aluminum	4

MopTite® nonmetallic covers

640P Series

Features and benefits:

- Furnished complete with sealing gasket and 8-32 x 1" screws
- 3" x 4½" outside dimension
- All covers meet MopTite® requirements

Cat. No.	Description	Color	Std. Ctn.
P64P-URC-BLK	Universal cover *	Black	4
P64P-URC-GRY	Universal cover *	Grey	4
P64P-URC-BGE	Universal cover *	Beige	4
P64P-BP-BLK	Blank cover	Black	4
P64P-BP-GRY	Blank cover	Grey	4
P64P-BP-BGE	Blank cover	Beige	4

MopTite® Covers exceed UL/CSA Scrubwater exclusion requirements.
* 5 pieces included, see picture above

Nonmetallic carpet plates

640 Series

Features and benefits:

- Polycarbonate material
- Textured finish

Cat. No.	Number of gangs	Description	Finish	Std. Ctn.
P64P-CP-BLK	1	Single-gang carpet plate	Black	4
P64P-CP-GRY	1	Single-gang carpet plate	Grey	4
P64P-CP-BGE	1	Single-gang carpet plate	Beige	4
P64P-2G-CP-BLK	2	Two-gang carpet plate	Black	4
P64P-2G-CP-GRY	2	Two-gang carpet plate	Grey	4
P64P-2G-CP-BGE	2	Two-gang carpet plate	Beige	4
P64P-3G-CP-BLK	3	Three-gang carpet plate	Black	4
P64P-3G-CP-GRY	3	Three-gang carpet plate	Grey	4
P64P-3G-CP-BGE	3	Three-gang carpet plate	Beige	4

MopTite® Covers exceed UL/CSA Scrubwater exclusion requirements.

CONCRETE APPLICATIONS

Above grade floors recessed service

Floor box

663-SC Series

Features and benefits:

- Multiple service floor box that delivers power, communications and data from standard
- conduit with no exposed service fittings
- Result: open office planning flexibility
- Ideal for workstations that require power, communications and data service
- Stamped steel, concrete-tight, semi-adjustable
- Galvanized body and hardware
- Shipped complete with expendable cap to prevent ingress of concrete
- Blank- and duplex-face plates can be mounted at either end of the box
- **Does not include duplex faceplate**
- Uses P-62 and P-60 Series covers*

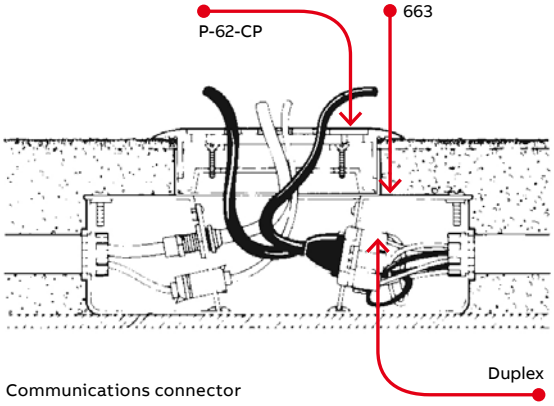

Engineering data for 663 Series floor box

E2969

Cat. No.	Dimensions (in.) A	B	C	Before Pour Adj.	After Pour Adj.	Maximum Capacity (cu. in.)	Conduit KOs Sides	Bottom
663-SC	3 5/8	4 11/16	8 13/16	None	3/4"	25 per gang 90 Total	(2) 1–1 1/4" (4) 3/4"	None

E2969

Cat. No.	Covers and carpet plates	Wiring device	Std. Ctn.
663-SC	P-62 Series P-60* Series	Duplex and/or data/voice	4

*P-62-TAR is required when using P-60 series covers.
Caution: To abandon 663 you must use a P-60 series brass cover plate.

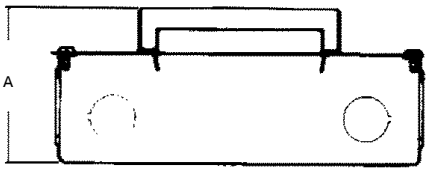

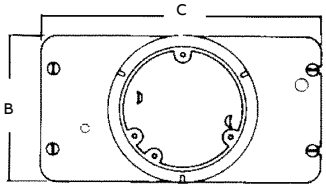

Covers, carpet plates and adjusting rings

663 Series

P-60-3B
- Polished brass finish with nonmetallic bronze insert
- Plastic insert has one 7/8" cutout and two 1/2" cutouts
- Furnished complete with sealing gasket, 8-32 x 1/2" brass screws and one P-60-Q device plate
- Split cover sections have access notch for screw-driver lift

P-62-CP
- High-strength polycarbonate
- Furnished with one 7/8" cutout and two 1/2" cutouts and P-60-Q device plate
- 5 5/8" outside diameter

P-62-TAR
- Gives 3/4" adjustment when mounted on 663 floor box
- Accepts P-60-3B,P-60-CP and all P-60 Series cover plates (see page 46)

P-60-CP
- Polished-brass finish
- P-62-TAR is required when used on 663 floor box
- 5 11/16" outside diameter

Cat. No.	Description	Std. Ctn.
P-60-3B*	Brass cover plate — Includes 1 P60Q	4
P-62-CP-AS*[2]	Polycarbonate cover and carpet plate (charcoal) — Includes 1 P60Q	4
P-62-CP-BRN*[2]	Polycarbonate cover and carpet plate (brown) — Includes 1 P60Q	4
P-62-CP-G*[2]	Polycarbonate cover and carpet plate (gold) — Includes 1 P60Q	4
P-60-CP	Carpet plate (polished brass)	4
P-60-CP-AL	Carpet plate (aluminum)	4
P-62-TAR	Flange and adjusting ring for 663 Box (brass)	4
P-62-TAR-AL	Flange and adjusting ring for 663 Box (aluminum)	4
P-60-Q	Duplex receptacle plate for 663 floor box	4
P-60-QB	Blank plate for 663 floor box	4
P-60-Q-GFCI	GFCI plate for 663 floor box	4

* For use as cover only when box is in service.
[2] When not in use, the P-62-CP Series Cover should be replaced by P-60-CP, P-60 and P-62 TAR Series Covers.
Caution: These covers are not to be used in high traffic areas.
For communications accessories, see page 127.

Multiple-service floor boxes for power, communications and data:
664 Series

Features and benefits:
Multiple-service floor boxes deliver power, communications and data from standard conduit with no exposed service fittings. Result: Open office planning flexibility. Ideal for the modern office with workstations that have power, communications and data equipment. Power receptacles and low-voltage connections can be enclosed underfloor in either steel or cast-iron bodies. Galvanized 14-gauge steel boxes are provided with knockouts from ¾" to 1¼" (see engineering data). Cast-iron bodies have threaded openings for ¾" and 1" conduit.

- Two-compartment box is available in three configurations: stamped steel (664-SC), shallow (664-S) and cast iron (664-CI)
- Durable nonmetallic covers include a steel reinforcement plate for added strength
- Metallic covers in solid brass, aluminum and aluminum black powder-coated provide aesthetics and durability
- Cover flange self-levels with the finished floor for easy installation

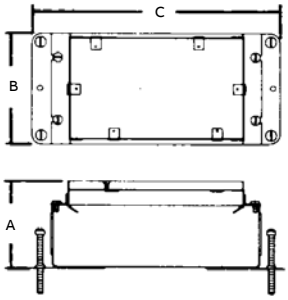

664-SC

664-S

Cat. No.	Description	Std. Ctn.
664-SC	Stamped-steel box which accepts two plates, with one duplex 664-RP provided	4
664-S	Shallow stamped-steel box which accepts two plates, with one duplex 664-S-RP provided	4

Note: When ordering a 664 Series box, the cover must be ordered separately.
See page 15.
For communications accessories, see page 125.

Engineering data for 664 Series

E75944

Cat. No.	Dimensions (in.) A	B	C	Before Pour Adj. (in.)	After Pour Adj. (in.)	Maximum capacity (cu. in.)	Conduit Hubs	Conduit KOs Sides	Bottom	Covers
664-SC	3¾	4 11/16	10¼	2½	¾	24 per gang, 90 total	—	(4) 1"–1¼" (4) ¾"	None	664-CST Series
664-S	2⅞	4 11/16	10¼	1½	¾	16.5 per gang, 70 total	—	(6) ¾"	None	664-CST Series

CAUTION: When using the center side KOs, Cat. No. 664-RP must be assembled to the box prior to installing the conduit.

Nonmetallic covers

664 Series

Covers for all boxes

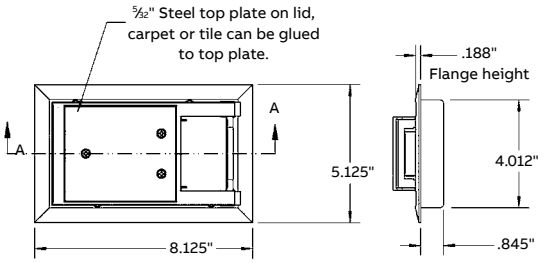

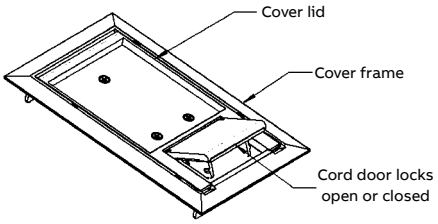

664-CST-SW

Cat. No.	Description	Load Rating (lb)	Std. Ctn.
664-CST-SW-GRY	Grey cover	1,500	1
664-CST-SW-BRN	Brown cover	1,500	1
664-CST-SW-BGE	Beige cover	1,500	1
664-CST-SW-BLK	Black cover	1,500	1

MopTite® covers meet UL/CSA scrubwater exclusion requirements for carpet, tile and wood

Metallic covers

664 Series

664-CST-M-BRS
Solid brass

664-CST-M-ALM
Solid aluminum

664-CST-M-BLK
Solid aluminum cover, black powder coated

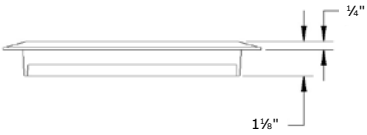

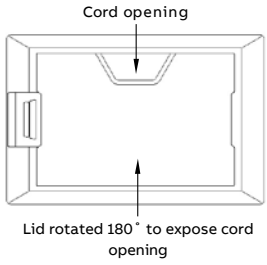

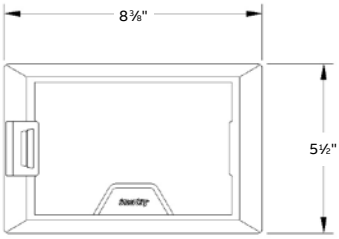

Cat. No.	Description	Load Rating (lb)	Std. Ctn.
664-CST-M-BRS	Solid brass cover for 664 Series floor boxes	2,250	1
664-CST-M-ALM	Solid aluminum cover for 664 Series floor boxes	2,250	1
664-CST-M-BLK	Solid aluminum cover, black powder coated for 664 Series floor boxes	2,250	1

MopTite® covers meet UL/CSA scrubwater exclusion requirements for carpet, tile and wood

Nonmetallic covers

664 Series

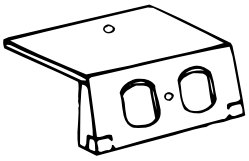

664-S-RP

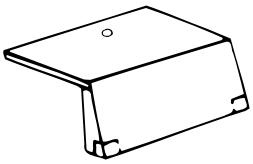

664-S-BP

Cat. No.	Description	Std. Ctn.
664-S-RP	Receptacle plate for use with 664-S floor box	4
664-S-BP	Blank plate for use with 664-S floor box	4

Wire tunnel

664 Series

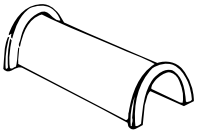

664-WT

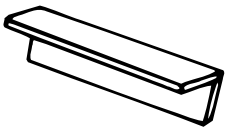

664-S-WT

- Wire tunnel for protecting electrical connections between the two receptacles when the box is used for power/power application

Cat. No.	Description	Std. Ctn.
664-WT	For use with 664 and 664-CI floor boxes	4
664-S-WT	For use with 664-S floor box	4

Device plates

664-SC & 664-CI Series

664-RP



664-GP

664-BP



664-2-MAAP

- Receptacle face plate for 664 Series floor box for additional power service
- Does not include receptacle. Can be placed at either end of floor box

Cat. No.	Description	Std. Ctn.
664-RP	For use with 664 and 664-CI floor boxes	4
664-BP	Blank plate for use with 664 & 664-CI floor boxes	4
664-GP	GFCI receptacle plate	4
664-2-MAAP	Device panel, accepts 2 Extron® MAAP plates	4

CAUTION: When using the center side KOs, all 664 plates must be assembled to the box prior to installing the conduit.

Stamped steel above grade applications

665-SC Series

Features and benefits:

- Four (4) device compartments can accommodate any combination of devices.
  For example: (3) duplex power devices and (1) duplex telephone device, or (2) voice and data connectors and (1) GFCI device and (1) blank, etc.
- Overall height of 3½" allows for shallow pours when needed
- High-strength polycarbonate cover with a 5⁄32" steel plate assures structural integrity
- Metallic Covers also available in solid brass and aluminum and black
- Four-side feed-through allows installer to feed through power or data/comm service from any orientation
- Nonmetallic wire tunnels aesthetically clean. Full-width tunnel provides maximum feed-through capacity; nonmetallic material prevents conductor damage
- Total access area of 126 cu. in. allows for friendly installation of workstation cables
- Contains 28 knockouts (16–1¼" and 12¾" KOs) that provide increased flexibility when installed
- The 665 line is an extension of the 664 Series; our concealed service line now allows the customer to install up to four device panels in one box
- Through the use of a unique nonmetallic wire tunnel, the installer can easily partition the power, voice/data requirements
- This UL/CSA Listed, stamped steel floor box can be installed with ABB voice and data connector products
- Four 2½" levelling screws provided with all boxes
- **Device plate and box cover must be ordered separately**

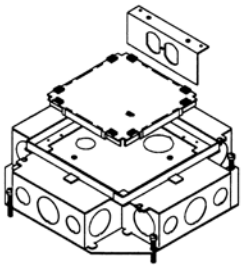

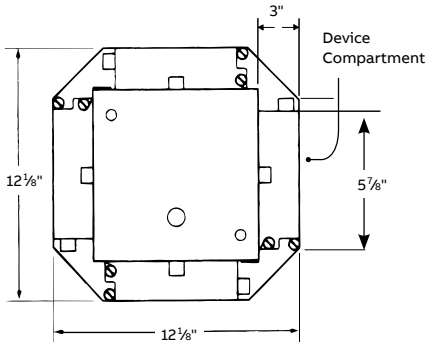

Top View

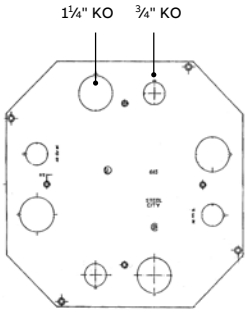

Bottom Plate

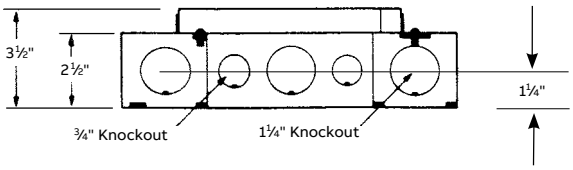

		Device Compartments (in.)					
Cat. No.	**Description**	**Length**	**Width**	**Height**	**Area**	**Device Access Area**	**Std. Ctn.**
665-SC	Stamped steel box	5¾	2¾	2½	40 cu. in.	126 cu. in.	1

Material: Pre-galvanized steel.
For communication accessories, see page 125.

2" KOs for audio visual applications

665 Series - 665-AV2

Features and benefits:

- 2" KOs enable pre-terminated AV cables and connectors to be pulled directly through the conduit
- Accepts standard 665 Series covers and device plates for power, voice, data and audio visual connections
- Rectangular adapters allow voice, data and AV connectors to be mounted in a standard GFCI device plate
- Keystone style voice, data and AV connectors meet a wide range of low-voltage applications.
- All connectors are recessed for flush mounting in floor box applications
- Device plates are available that accept Extron®
- MAAP plates to accommodate any AV requirements (Extron® MAAP plates purchased from an authorized Extron distributor)
- Metallic covers provide a durable, aesthetic installation, including solid brass covers, aluminum and black powder painted aluminum
- **Device plate and box cover must be ordered separately**

Rectangular adapters and Keystone Inserts for GFCI Device Plates (see page 126)

Cat. No.	Description	Std. Ctn.
665-AV2	4-Compartment recessed service floor Box with 2" KOs for AV applications	1

Extron® is a registered trademark of RGB Systems, Inc.
For communication accessories, see page 125.

Engineering Information

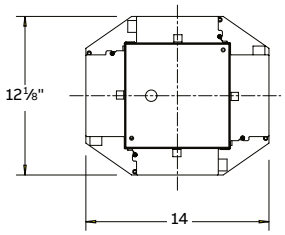

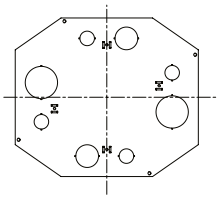

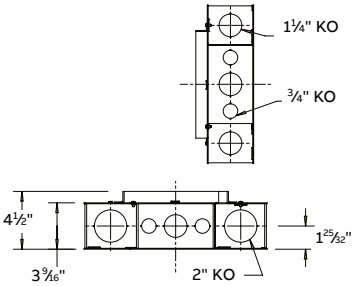

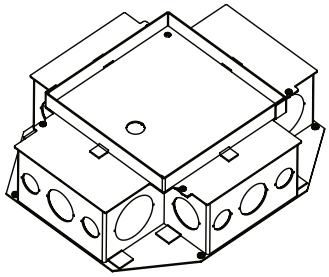

665-AV2 Floor box engineering data

Cat. No.	Before Pour Adj. (in.)	After Pour Adj. (in.)	Length (in.)	Compartment size & capacity (qty = 4) Width (in.)	Height (in.)	Volume	Conduit KOs (in.) Sides	Bottom
665-AV2	2½	¾	(2) 5¾	3¾	3⅜	72 cu. in.	(4) 2	(2) 2
			(2) 5¾	2¾	3⅜	52 cu. in.	(8) 1¼	(2) 1¼
							(8) ¾	(4) ¾

Metallic covers

665 Series

665-CST-M-BRS
Solid brass

665-CST-M-ALM
Solid aluminum

665-CST-M-BLK
Solid aluminum, black powder coated

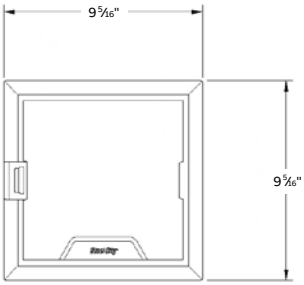

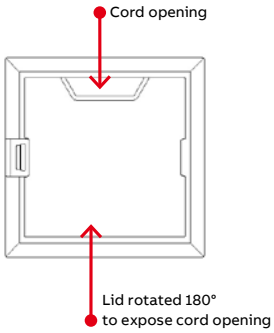

Cat. No.	Description	Load Rating (lb)	Std. Ctn.
665-CST-M-BRS	Solid brass cover for 665 Series floor boxes	1,500	1
665-CST-M-ALM	Solid aluminum cover for 665 Series floor boxes	1,500	1
665-CST-M-BLK	Solid aluminum cover, black powder coated for 665 Series floor boxes	1,500	1

Nonmetallic covers

665 Series

665-CST-SW-BLK
Black nonmetallic cover

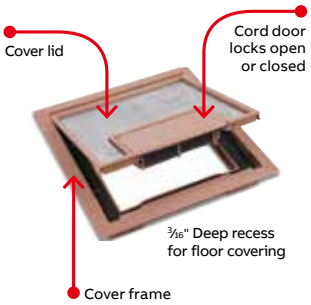

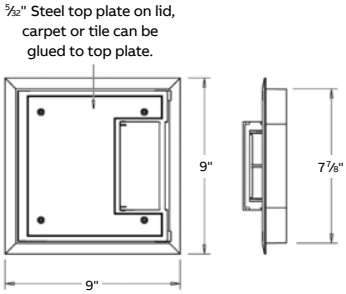

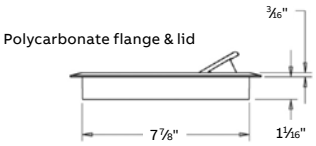

Cat. No.	Description	Load Rating (lb)	Std. Ctn.
665-CST-SW-BLK	Nonmetallic cover for 665 Series floor boxes, black	750	1
665-CST-SW-GRY	Nonmetallic cover for 665 Series floor boxes, grey	750	1
665-CST-SW-BGE	Nonmetallic cover for 665 Series floor boxes, beige	750	1
665-CST-SW-BRN	Nonmetallic cover for 665 Series floor boxes, brown	750	1

Furnished with (4) #8-32 x 5/8" mounting screws.
Contact ABB Technical Service for Color Chip samples.

Device plates and accessories

665 Series

665-RP
Duplex plate

665-GP
GFCI plate

665-BP
Blank plate

665-6RJ
Data plate for 6 keystone jacks



665-WT
Wire tunnel feeds multiple compartments from a single conduit (one included with each 665-AV2 and 665-SC)

Cat. No.	Description	Std. Ctn.
665-RP	Duplex plate for 665 Series floor boxes	4
665-GP	GFCI plate for 665 Series floor boxes	4
665-BP	Blank plate for 665 Series floor boxes	4
665-6RJ	Data plate for 665 Series floor boxes, accepts 6 keystone jacks	4
665-STEL	Telephone data plate for 665 Series floor boxes	4
665-WT	Replacement wire tunnel for 665-SC, 665-CI & 665-AV2 floor boxes	4

Each box requires (4) device plates. Material: Pre-galvanized steel.

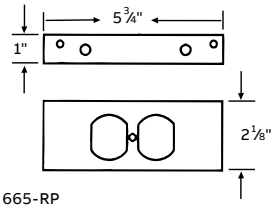

665-RP

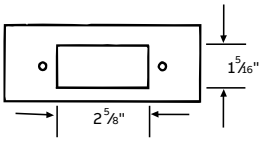

665-GP



665-BP

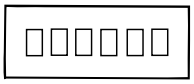

665-6RJ

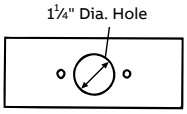

665-STEL

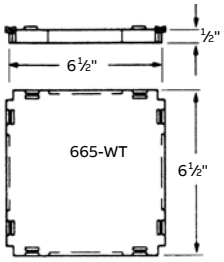

665-WT

Floor box

667-SC Series

Features and benefits:

- Large capacity concealed-service floor box
  - Four “double-gangs” allow for two receptacles per gang, for a total of eight receptacles per box
  - Each gang has 40 cu. in. of capacity
  - Box interior has 128 cu. in. of capacity
- Standard box configuration is for up to eight power and/or low-voltage devices
  - Box design allows for feed-through cabling for power and low-voltage conductors
- Shallow design
  - 3" overall height is ideal for renovations and upper level floor installations
- Full line of low-profile covers
  - Utilizes same quality cover as AFM-8 Access Floor Module
  - High-strength polycarbonate
  - Steel reinforced for added durability
  - Two retractable cable exit ports
  - 64 sq. in. opening provides easy access to device panels
  - ¼" recess for carpet/tile insert
  - Available in grey, black, brown and beige
- Box is manufactured with (1) ¾", (3) 1" and (1) 1¼" KOs per gang
  - This includes a 1" and 1¼" KO located in the bottom
- Full complement of device panels
  - Device panels available with one or two duplex openings, one or two GFI openings, six standard “keystone” with Omni 110 bezels and blanks
- Provided with leveling legs and base feet
  - Base feet can be attached to form, preventing box movement during concrete pour
  - Leveling legs provide up to 1½" pre-pour adjustment
- Manufactured from 14-gauge pre-galvanized steel
  - Quality construction provides added durability and rust protection
- MopTite® covers meet UL/CSA scrubwater exclusion requirements for carpet, tile and wood

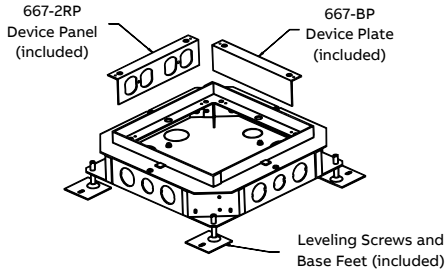

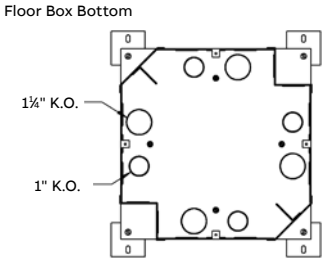

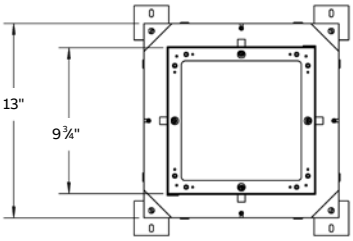

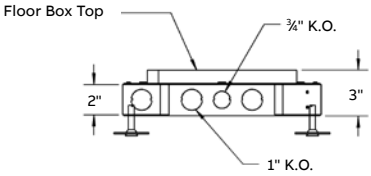

Cat. No.	Description	Std. Ctn.
667-SC	Four-gang recessed floor box	1

Supplied with (1) 667-2RP for 2 duplex receptacles and (1) 667-BP blank plate. For covers and other device plates, see page 65.
For communications accessories, see page 125.

Covers and device plates

667-SC Series

For brass and aluminum covers, use 668 series



667-BP

667-RP

667-2RP

667-1G

667-2G

667-6RJ

Device plates

Cat. No.	Description	Std. Ctn.
667-BP	Blank device panel	4
667-RP	Single duplex receptacle Plate	4
667-2RP	Device panel for 2 duplex receptacles with duplex KOs	4
667-1G	Device panel for 1 GFCI receptacle	4
667-2G	Device panel for 2 GFCI receptacles	4
667-6RJ*	Device panel for 6 Keystone data jacks	4

Covers

Cat. No.	Description	Std. Ctn.
667-CST-SW-GRY	Cover and flange – grey	4
667-CST-SW-BLK	Cover and flange – black	4
667-CST-SW-BRN	Cover and flange – brown	4
667-CST-SW-BGE	Cover and flange – beige	4

*For data connectors and adapters, see page 125.
MopTite® Covers exceed UL/CSA scrubwater exclusion requirements.

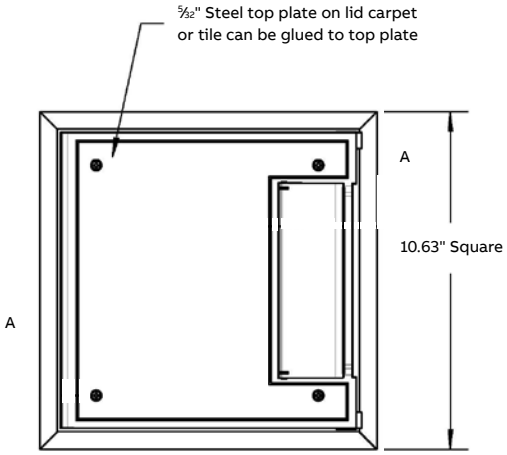

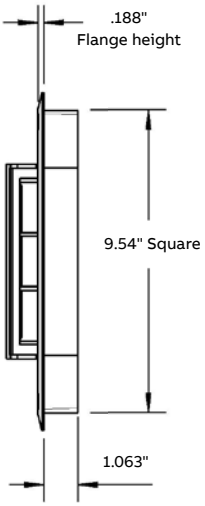

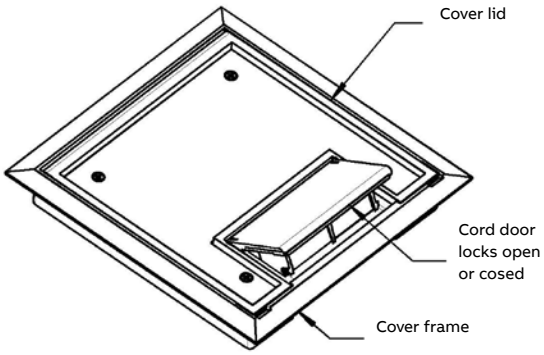

667-CST-SW-XXX

Ultra-shallow box

668-S Series

The 668-S ultra-shallow floor box from ABB provides a high-capacity power and data solution for shallow concrete floors. The low-profile 4-gang box is constructed of galvanized stamped steel. Removable voltage dividers enable users to customize wiring configurations by feeding two or more adjacent compartments with a single conduit. Metallic covers with durable powder-coat finish are designed to match any decor, while optional trim rings enable covers to be mounted completely flush with the floor in tile or wood floor applications.

Features and benefits:

- Low profile (2½" height) for shallow concrete pours
- 4-gang, recessed service for a high-capacity, aesthetic floor box solution
- Stamped-steel box construction
- Removable voltage dividers between compartments enable a single conduit to feed two or more adjacent compartments
- Metallic covers feature durable powder-coat paint to match any decor (black, grey, brown and beige)
- Heavy-duty cord door in the cover latches firmly in the open position to prevent damage to cables
- Optional tile trim enables flush mounting for tile and wood floor applications
- MopTite® covers meet UL/CSA scrubwater exclusion requirements for carpet, tile and wood
- Largest cubic-inch capacity of any shallow, recessed 4-gang floor box
- Additional KOs (up to 2") on the bottom of the box enable installation flexibility
- Custom device panels are available – contact technical service about these offerings

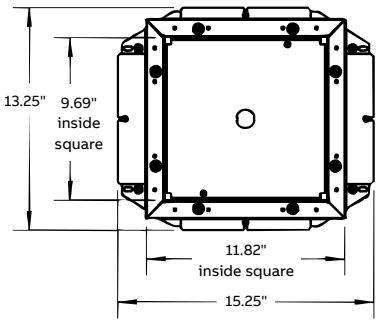

Top view

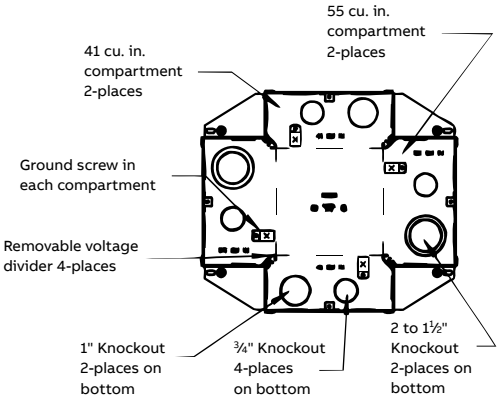

Top view - compartment layout
Note: Shown with top plate removed

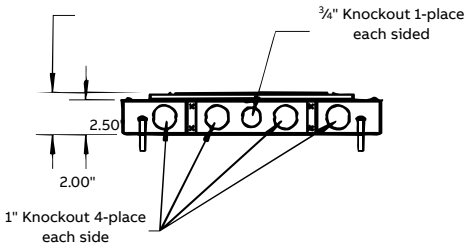

Side view

Cat. No.	Description	Std. Ctn.
668-S	Shallow, concealed service floor box	1

For covers and device plates, see page 67.
For communications accessories, see page 125.

Covers and tile trims

668-S floor box

01 Per terazzo floors, polish and grind against floor box trim.

02 Flush mounting configuration: Optional trim ring allows cover to be mounted flush with tile, wood floors and concrete.

01

02

Cover

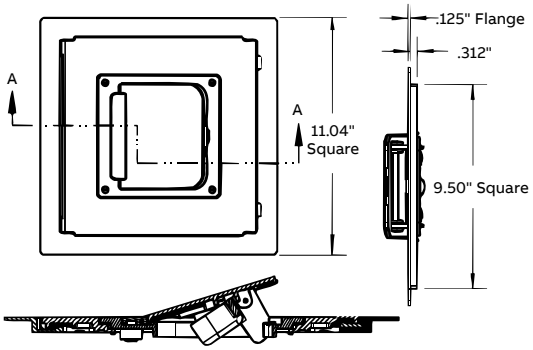

Section A-A

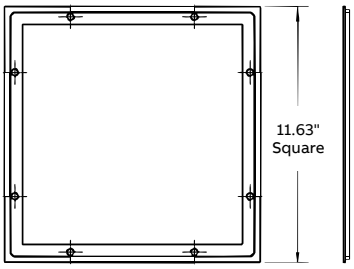

Trim rings

Cat. No.	Description	Std. Ctn.
668-CST-ALM	668-S metal cover – aluminum powdercoat	1
668-CST-BRS	668-S Metal Cover – brass powdercoat	1
668-CST-BLK	668-S metal cover – black powdercoat	1
668-CST-BRN	668-S metal cover – brown powdercoat	1
668- CST-BGE	668-S metal cover – beige powdercoat	1
668-TRIM-ALM*	668-S trim ring – aluminum powdercoat	4
668-TRIM-BRS *	668-S trim ring – brass powdercoat	4
668-TRIM-BLK*	668-S trim ring – black powdercoat	4
668-TRIM-BRN*	668-S trim ring – brown powdercoat	4
668-TRIM-BGE*	668-S trim ring – beige powdercoat	4

Contact technical service for color samples.
* Trim for flush mounting

668-S-1RP

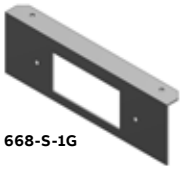

668-S-1G



668-S-BP



668-S-6AVA

Device plates

Cat. No.	Description	Std. Ctn.
668-S-1RP	668-S single-gang duplex plate	1
668-S-1G	668-S single-gang GFCI plate	1
668-S-BP	668-S blank plate	1
668-S-6RJ	668-S data plate – 6 Keystone kacks	1
668-S-6PAN	668-S data plate – 6 Panduit® jacks	1
668-S-6ORT	668-S data plate – 6 Ortonics® jacks	4
668-S-6AVA	668-S data plate – 6 Avaya® jacks	4

Concrete

Inserts

GAB-8-S



GAB-8-S with AFM-8

- The only box that can be installed in this insert is the AFM-8 (see page 105)

Cat. No.	Dimensions (in.) A	B	C	Maximum capacity (cu. in.)	Standard conduit tapping	Maximum conduit tapping	Afm Insert	Std. Ctn.
GAB-8-S	5⅞	9¾	16⅜	325	2–¾" 2–1¼"	—	AFM-8	1

*Required for installation of an AFM-8 in concrete pours only.

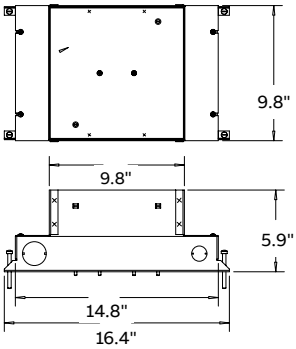

CONCRETE APPLICATIONS

Above grade floors flush service

Round floor boxes for power or communications

68 Series



- Stamped steel, concrete-tight, fully adjustable
- Electro-galvanized body and hardware
- Interior and exterior leveling screws permit adjustment to meet finished floor
- Shipped complete with expendable cap to prevent ingress of concrete during pour ½", ¾" and 1" knockouts – all bottom knockouts are accessible
- Uses P60 Series MopTite® covers and carpet plate

Cat. No.	Description	Std. Ctn.
68-D	Stamped-steel floor box, deep	4
68-D-AL	Stamped-steel with aluminum trim ring, deep	4
68-S	Stamped-steel floor box, shallow	4
68-S-AL	Stamped-steel with aluminum trim ring, shallow	4
600-4-FL	Trim ring brass	4
600-4-FL-AL	Trim ring aluminum	4

Engineering data – 68 Series

Cat. No.	Dimensions (in.) A	B	C	Before pour adj. (in.)	After pour adj. (in.)	Maximum capacity kos (cu. in.)	Conduit hubs	Conduit KOs (in.) Sides	Bottom
68-D	4¼	3⅝	4 11/16	2½	½	60	—	(4) ¾	(2) ½
68-S								(4) 1	(2) ¾
	4¼	2¾	4 11/16	1½	½	47	—	(4) ¾	(2) ¾

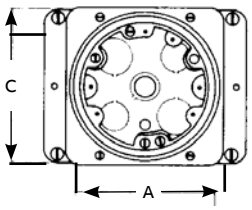

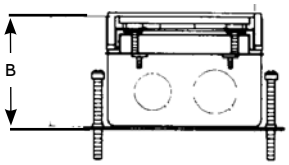

MopTite® carpet plates

68 Series

—
01 P-60-3/4-2-CACP
- Polished brass finish
- Integrated carpet plate and ¾"–2" floor plate in one unit
- Furnished complete with sealing gasket and 8-32 x 1" brass screws
- 5¾" outside diameter

—
02 P-60-CP
- Polished brass finish
- Furnished complete with 8-32 x 1" brass screws
- For brushed aluminum, add AL after catalog number

—
03 P-60-LCP
- Translucent polycarbonate
- Textured finish

—
04 P-60-CACP
- Polished-brass finish
- Integrated carpet plate and duplex floor plate in one unit

—
05 P-60-CACP-GFCI
- Brass one-piece carpet plate for GFCI devices
- 5¾" outside diameter

—
01

—
02

—
03

—
04

—
05

Cat. No.	Description	Std. Ctn.
P-60-CP	Brass carpet plate, 5 11/16" diameter	4
P-60-CPAL	Aluminum carpet plate	4
P-60-LCP	Polycarbonate carpet plate, 5⅜" diameter	4
P-60-CACP	Brass one-piece carpet cover plate	4
P-60-CACP-AL	Aluminum one-piece carpet	4
P-60-3/4-2-CACP	Brass one-piece carpet plate with ¾"–2" plugs	4
P60-3/4-2-CACP-AL	Aluminum one-piece carpet plate with ¾"–2" plugs	4
P60-CACP-GFCI	Brass one-piece carpet plate for GFCI devices	4
P60-CACP-GFCI-AL	Aluminum one-piece carpet plate for GFCI devices	4

MopTite® Covers exceed UL/CSA scrubwater exclusion requirements.

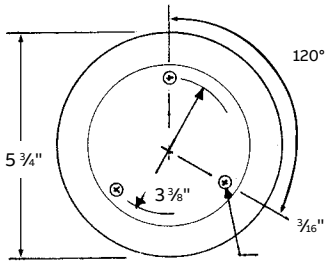

—
P-60-CACP

MopTite® cover plates

68 Series

Features and benefits:

- Polished finish
- Furnished complete with sealing gasket and 8-32 x 7/16" screws
- 4" outside diameter

* Also includes steel seating plate for receptacles

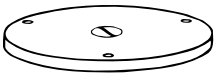

P-60-1/2
½" N.P.S. plug size

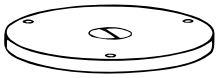

P-60-3/4
¾" N.P.S. plug size

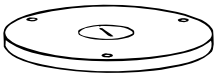

P-60-1
1" N.P.S. plug size

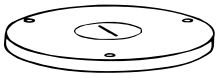

P-60-1-1/4

P-60-2*
2" dia. plug size

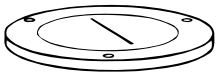

P-60-2-5/8*
2⅝" dia. plug size

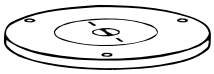

P-60-1/2-2*
½" & 2" dia. plug size

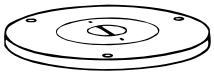

P-60-3/4-2*
½" & 2" dia. plug size

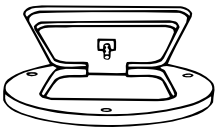

P-60-DR*
Duplex liftlid

P-60-DU*
Duplex 17/16" plugs

P-60-DS*
Hinged liftlids

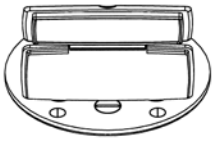

P-60-GFCI*
GFCI liftlid

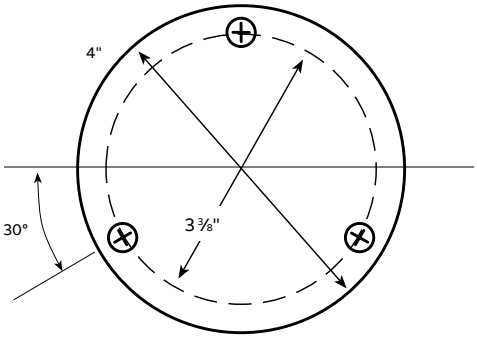

Cat. No.	Description	Std. Ctn.
P-60-1/2	Brass cover plate ½" NPS plug size	4
P-60-1/2-AL	Aluminum cover plate ½" NPS plug size	4
P-60-3/4	Brass cover plate ¾" NPS plug size	4
P-60-3/4-AL	Aluminum cover plate ¾" NPS plug size	4
P-60-1	Brass cover plate 1" NPS plug size	4
P-60-1-AL	Aluminum cover plate 1" NPS plug size	4
P-60-1-1/4	Brass cover plate 1¼" NPS plug size	4
P-60-1-1/4-AL	Aluminum cover plate 1¼" NPS plug size	4
P-60-2	Brass cover plate 2" diameter plug size	4
P-60-2-AL	Aluminum cover plate 2" diameter plug size	4
P-60-2-5/8	Brass cover plate 2⅝" diameter plug size	4
P-60-2-5/8-AL	Aluminum cover plate 2⅝" diameter plug size	4
P-60-1/2-2	Brass cover plate ½"–2" diameter plug size	4
P-60-1/2-2-AL	Aluminum cover plate ½"–2" diameter plug size	4
P-60-3/4-2	Brass cover plate ¾"–2" diameter plug size	4
P-60-3/4-2-AL	Aluminum cover plate ¾"–2" diameter plug size	4
P-60-DR	Brass cover with duplex lift lid	4
P-60-DS	Brass cover for duplex with individual lift lids	4
P-60-DS-AL	Aluminum cover for duplex with individual lift lids	4
P-60-DU	Brass cover plate with two 17/16" plugs for duplex	4
P-60-DU-AL	Aluminum cover with two 17/16" plugs for duplex	4
P-60-GFCI	Brass cover plate for GFCI devices	4
P-60-GFCI-AL	Aluminum cover plate for GFCI devices	4

68P-FL or 68P-FL-AL required to attach cover plates to 68-P floor box.
MopTite® Covers exceed UL/CSA watertight requirements for 514A, 514C.

Multiple-gang floor boxes for power and communications

740 Series

The 740 Series line of stamped-steel floor boxes are an extension of ABB's 640 and 840 series cast-iron floor boxes. The boxes provide flush service for power, communications and data. Multiple-gang boxes allow the user to place high- and low-voltage in a single floor box. The 740 series can be used for carpet or tile applications.

Features and benefits:

- Available in shallow (2⅝") and deep (3⅝") versions
- Available in one-, two- and three-gang versions
- **Two- and three-gang boxes are supplied with customer-installed dividers**
- 16 ga. pre-galvanized steel construction
- Adjustable with four exterior leveling legs capable of 2" pre-pour adjustment and an interior leveling ring capable of 1¼" after-pour adjustment
- Made with a variety of KOs ranging from ½" to 1¼"
- Boxes utilize the 640P series metallic and nonmetallic floor box accessories with the unique one-step installation method
- Shipped with expendable steel cap to prevent ingress of concrete at installation



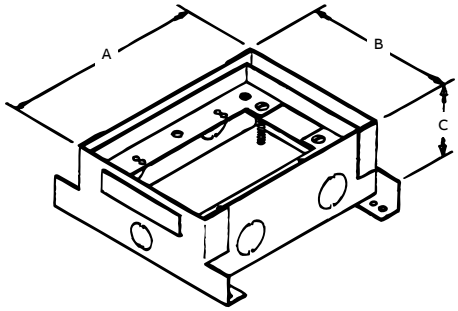

Cat. No.	Description	Std. Ctn.
741-S	Shallow one-gang steel floor box for concrete construction	4
742-S	Shallow two-gang steel floor box for concrete construction	1
743-S	Shallow three-gang steel floor box for concrete construction	1
741-D	Deep one-gang steel floor box for concrete construction	4
742-D	Deep two-gang steel floor box for concrete construction	1
743-D	Deep three-gang steel floor box for concrete construction	1

Engineering Data for 740 Series

	Dimensions (in.)			Adjustment (in.)			Conduit KOs (in.)		
Cat. No.	A	B	C	Before pour	After pour	Capacity per gang	Sides	Ends	Bottom
741-S	4	5½	2⅝	2	1½	29 cu. in.	(2) ¾	(2) ½	(1) ½ & (1) ¾
742-S	7¼	5½	2⅝	2	1½	26 cu. in.	(4) ¾	(2) ½	(2) ½ & (2) ¾
743-S	10¼	5½	2⅝	2	1½	26 cu. in.	(6) ¾	(2) ½	(3) ½ & (3) ¾
741-D	4	5½	3⅝	2	1½	48 cu. in.	(2) ¾	(2) 1¼	(1) ½ & (1) ¾
742-D	7¼	5½	3⅝	2	1½	41 cu. in.	(2) ½ & (2) ¾	(2) 1¼	(2) ½ & (2) ¾
743-D	10¼	5½	3⅝	2	1½	41 cu. in.	(3) ½ & (3) ¾	(3) 1¼	(3) ½ & (3) ¾

MopTite® cover plates

740 Series



Carpet activations for 740 Series

Cat. No.	Description	Finish	Std. Ctn.
641P-CACA	One-gang carpet trim	Aluminum	4
641P-CACB	One-gang carpet trim	Brass	4
641P-CAC-BGE	One-gang carpet trim	Nonmetallic beige	4
641P-CAC-BLK	One-gang carpet trim	Nonmetallic black	4
641P-CAC-GRY	One-gang carpet trim	Nonmetallic grey	4
642P-CACA	Two-gang carpet trim	Aluminum	4
642P-CACB	Two-gang carpet trim	Brass	4
642P-CAC-BGE	Two-gang carpet trim	Nonmetallic beige	4
642P-CAC-BLK	Two-gang carpet trim	Nonmetallic black	4
642P-CAC-GRY	Two-gang carpet trim	Nonmetallic grey	4
643P-CACA	Three-gang carpet trim	Aluminum	4
643P-CACB	Three-gang carpet trim	Brass	4
643P-CAC-BGE	Three-gang carpet trim	Nonmetallic beige	4
643P-CAC-BLK	Three-gang carpet trim	Nonmetallic black	4
643P-CAC-GRY	Three-gang carpet trim	Nonmetallic grey	4

Tile activations for 740 Series

Cat. No.	Description	Finish	Std. Ctn.
641P-TACA	One-gang tile trim	Aluminum	4
641P-TACB	One-gang tile trim	Brass	4
641P-TAC-BGE	Nonmetallic	Beige	4
641P-TAC-BLK	Nonmetallic	Black	4
641P-TAC-GRY	Nonmetallic	Grey	4
642P-TACA	Two-gang tile trim	Aluminum	4
642P-TACB	Two-gang tile trim	Brass	4
642P-TAC-BGE	Nonmetallic	Beige	4
642P-TAC-BLK	Nonmetallic	Black	4
642P-TAC-GRY	Nonmetallic	Grey	4
643P-TACA	Three-gang tile trim	Aluminum	4
643P-TACB	Three-gang tile trim	Brass	4
643P-TAC-BGE	Nonmetallic	Beige	4
643P-TAC-BLK	Nonmetallic	Black	4
643P-TAC-GRY	Nonmetallic	Grey	4

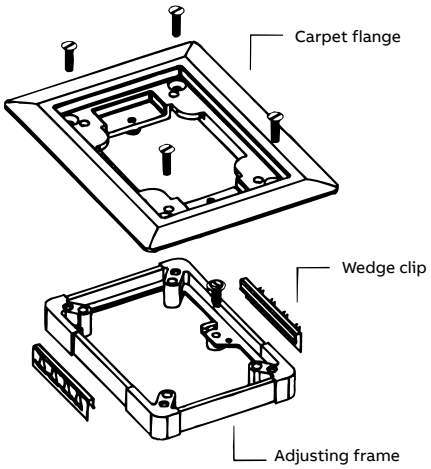

Carpet activation kit

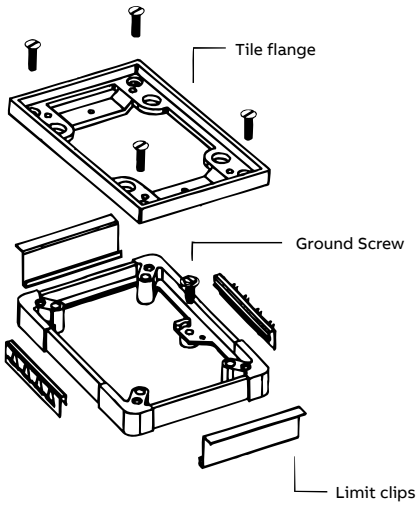

Tile activation kit

MopTite® cover plates

740 Series

P-64-DS*
Duplex Lift lids

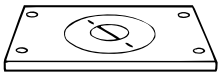

P-64-2-5/8*
2⅝" dia. plug

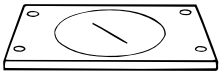

P-64-3/4-2*
¾" & 2" dia. plug

P-64-DU*
Duplex 1 7/16" plugs



P-64-GFCI
GFCI plug

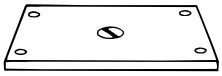

P-64-1/2
½" N.P.S. plug

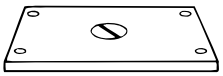

P-64-3/4
¾" N.P.S. plug

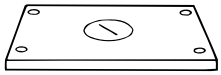

P-64-1
1" N.P.S. plug

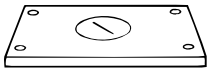

P-64-1-1/4
1¼" N.P.S. plug

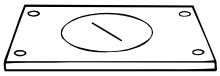

P-64-2*
2" dia. plug

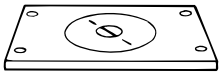

P-64-1/2-2*
½" & 2" dia. plugs

*Also includes seating plate for receptacle like others.

Cat. No.	Description	Finish	Std. Ctn.
P-64-1/2	Cover plate ½" NPS plug	Brass	4
P-64-3/4	Cover plate ¾" NPS plug	Brass	4
P-64-3/4-AL	Cover plate ¾" NPS plug	Aluminum	4
P-64-1	Cover plate 1" NPS plug	Brass	4
P-64-1-AL	Cover plate 1" NPS plug	Aluminum	4
P-64-1-1/4	Cover plate 1¼" NPS plug	Brass	4
P-64-1-1/4-AL	Cover plate 1¼" NPS plug	Aluminum	4
P-64-2	Cover plate 2" UN plug	Brass	4
P-64-2-AL	Cover plate 2" UN plug	Aluminum	4
P-64-1/2-2	Cover plate ½" & 2" UN plug	Brass	4
P-64-1/2-2-AL	Cover plate ½" & 2" UN plug	Aluminum	4
P-64-3/4-2	Cover plate ¾" & 2" UN plug	Brass	4
P-64-3/4-2-AL	Cover plate ¾" & 2" UN plug	Aluminum	4
P-64-2-5/8	Cover plate 2⅝" UN plug	Brass	4
P-64-2-5/8-AL	Cover plate 2⅝" UN plug	Aluminum	4
P-64-DU	Cover plate duplex 1 7/16" plugs	Brass	4
P-64-DU-AL	Cover plate duplex 1 7/16" plugs	Aluminum	4
P-64-DS	Cover plate duplex lift lids	Brass	4
P-64-DS-AL	Cover plate duplex lift lids	Aluminum	4
P-64-GFCI	Cover plate GFCI Flip lid	Brass	4
P-64-GFCI-AL	Cover plate GFCI Flip lid	Aluminum	4

MopTite® Covers exceed UL/CSA scrubwater exclusion requirements.
For replacement plug, see page 127.

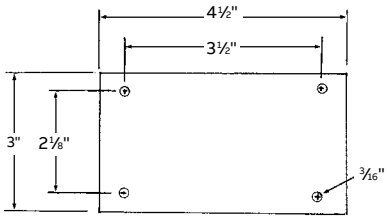

Plate dimensions

MopTite® nonmetallic cover plates

740 Series



Features and benefits:

- Furnished complete with sealing gasket and 8-32 x 1" screws
- 3" x 4½" outside dimension
- All covers meet MopTite® requirements

Cat. No.	Description	Finish	Std. Ctn.
P64P-URC-BLK	Universal cover	Black	4
P64P-URC-GRY	Universal cover	Grey	4
P64P-URC-BGE	Universal cover	Beige	4
P64P-URC-BRN	Universal cover	Brown	4
P64P-BP-BLK	Blank cover	Black	4
P64P-BP-GRY	Blank cover	Grey	4
P64P-BP-BGE	Blank cover	Beige	4

MopTite® Covers exceed UL/CSA scrubwater exclusion requirements.
* 5 pieces included, see picture above.

Nonmetallic carpet plates

740 Series

Features and benefits:

- Polycarbonate material
- Textured finish

Cat. No.	Number of gangs	Description	Finish	Std. Ctn.
P64P-CP-BLK	1	Single-gang carpet plate	Black	4
P64P-CP-GRY	1	Single-gang carpet plate	Grey	4
P64P-CP-BGE	1	Single-gang carpet plate	Beige	4
P64P-CP-BRN	1	Single-gang carpet plate	Brown	4
P64P-2G-CP-BLK	2	Two-gang carpet plate	Black	4
P64P-2G-CP-GRY	2	Two-gang carpet plate	Grey	4
P64P-2G-CP-BGE	2	Two-gang carpet plate	Beige	4
P64P-2G-CP-BRN	2	Two-gang carpet plate	Brown	4
P64P-3G-CP-BLK	3	Three-gang carpet plate	Black	4
P64P-3G-CP-GRY	3	Three-gang carpet plate	Grey	4
P64P-3G-CP-BGE	3	Three-gang carpet plate	Beige	4

MopTite® Covers exceed UL/CSA scrubwater exclusion requirements.

Floor boxes for single short-strap receptacles or communications

88 Series

Service fitting application

88 Series floor boxes provide flush service for power or communications and data. They can be used for either carpet or tile applications.

88 Series – features and benefits

- Stamped steel, concrete-tight, semi-adjustable
- Electro-galvanized body and hardware
- Exterior leveling screws and threaded vertical adjusting ring permit adjustment to meet finish
- floor
- Shipped complete with expandable cap to prevent ingress of concrete during pour
- ½" and ¾" knockouts – all bottom knockouts accessible
- Uses P90 Series MopTite® covers

88 Series

Cat. No.	Description	Std. Ctn.
88-S	Shallow version stamped steel	4

Engineering Data

Cat. No.	Dimensions (in.) A	B	C	Before pour adj. (in.)	After pour adj. (in.)	Maximum capacity (cu. in.)	Standard conduit tapping (in.)
88-S	3	2¾	5¾	1½	¾	23	—

Cat. No.	Maximum conduit tapping (in.) w/bushing	w/o bushing	Conduit KOs (in.) Sides	Bottom	Covers and Carpet Plates	Wiring device
88-S	—	—	(2) ½ (2) ¾	(3) ½ (2) ¾	P90 series	Sing. short strap rec.

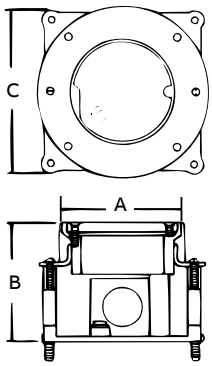

MopTite® cover plates

88 Series

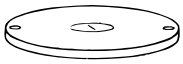

P-90-3/4-AL
¾" N.P.S. plug

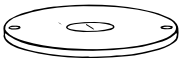

P-90-1-AL
1" N.P.S. plug

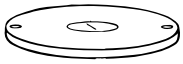

P-90-1-1/4
1¼" N.P.S. plug

P-90-2-AL*
2" dia. plug

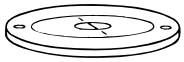

P-90-1/2-2*
½" & 2" dia. plugs

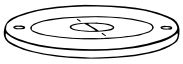

P-90-3/4-2*
¾" & 2" dia. plugs

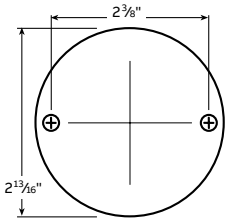

Features and benefits:

- Polished-brass finish
- Furnished complete with sealing gasket and 6-32 x ½" screws
- 2¹³⁄₁₆" outside diameter

Cat. No.	Description	Finish	Std. Ctn.
P-90-3/4-AL	Cover plate ¾" NPS plug	Aluminum	4
P-90-1-AL	Cover plate 1" NPS plug	Aluminum	4

MopTite® Covers exceed UL/CSA scrubwater exclusion requirements.
*Also includes steel seating plates for receptacles.

Cat. No.	Description	Finish	Std. Ctn.
P-90-1-1/4-AL	Cover plate 1¼" NPS plug	Aluminum	4
P-90-2-AL	Cover plate 2" UN plug	Aluminum	4
P-90-1/2-2	Cover plate ½" & 2" plug	Brass	4
P-90-3/4-2	Cover plate ¾" & 2" plug	Brass	4
P-90-3/4-2-AL	Cover plate ¾" & 2" plug	Aluminum	4

Accessories

88 Series

- Seven cubic inch capacity
- 15-Amp, 125-Volt, NEMA grounding type
- Mounted on steel seating plate
- For use with 2" diameter-opening floor plate

478-G-12

Cat. No.	Description	Std. Ctn.
478-G-12	15-Amp 125-Volt NEMA grounding receptacle	4

Carpet plate

88 Series

- Polished-brass finish
- Furnished complete with 6-32 x 1" brass flathead screws and gasket
- Threaded 2-20UN-2B to accept 694 plug
- 3⅜" O.D. with ⅝" flange

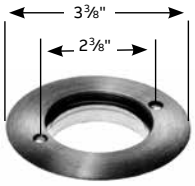

Cat. No.	Description	Finish	Std. Ctn.
P-90-CP	Carpet plate	Brass	4

CONCRETE APPLICATIONS

Fire rated poke-through

Fire-Rated Poke-through systems

Capacity, durability, flexibility – everything you've been looking for in a Poke-through

FPT3 Series
- Accommodates 1 duplex receptacle and 2 data jacks

FFPT3 Series
- Concentric 2" and 1¼" hub for power or communications
- Core drill size: 3"

FPT Flush Series
- Accepts 1 duplex receptacle
- Core drill size: 3"

FPT furniture feed Series
- 3 conduit hubs: (2) ½" and (1) ¾" for power and communications
- Core drill size: 3"

Flush power & communications

FPT4 Series
- Maximum capacity and flexibility for flush-mounted power and communications devices, including the popular "4 x 4" configuration (4 power outlets, 4 communications devices)
- Core drill size: 4"

Furniture feed

FFPT4 Series
- 2 Conduit hubs: ¾" for power and 1¼" for communications
- Core drill size: 4"

Above floor pedestals

FPT Above-floor pedestals
- Available in 2 compartment and 4 compartment for power and communications
- Core drill size: 3"

FPT Flush
Series

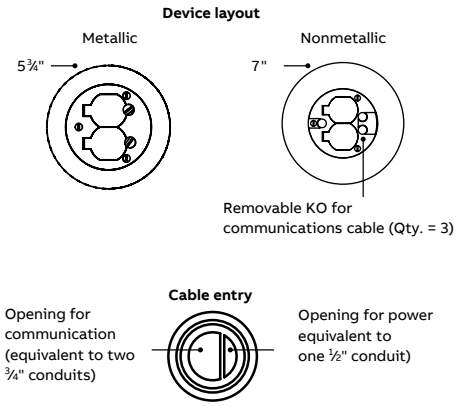

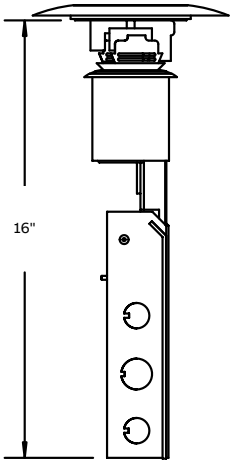

The Steel City FPT Poke-through series provides an economical solution for installing a duplex receptacle in an existing floor – right where you need it.

Features and benefits:

- Capacity: 1 duplex receptacle
- Core drill size: 3"
- Brushed brass and aluminum covers provide superior aesthetics and durability
- Nonmetallic covers are available in black, grey, beige and brown
- Nonmetallic covers include openings for 3 communications cables
- Integral junction box features (5) ½" and (5) ¾" knockouts (27 cubic inch capacity)
- Assembled units include (1) 20A duplex receptacle, pre-wired with pigtail ends in junction box
- **For use on carpet floors only**

Poke-through: 2 power

Cat. No.	Description	Std. Ctn.
FPT-449	FPT Flush Poke-through assembly: base unit with solid-brass cover	1
FPT-450	FPT Flush Poke-through assembly: base unit with solid-aluminum cover	1
FPT-445-SW-BLK	FPT Flush Poke-through assembly: base unit with black nonmetallic cover	1
FPT-445-SW-GRY	FPT Flush Poke-through assembly: base unit with grey nonmetallic cover	1
FPT-445-SW-BRN	FPT Flush Poke-through assembly: base unit with brown nonmetallic cover	1
FPT-445-SW-BRS	FPT Flush Poke-through assembly: base unit with nonmetallic brass cover	1
FPT-400B	FPT Poke-through base unit only (no duplex): cover purchased separately	1

- Nonmetallic covers feature 3 openings for communications cables

Brushed metal finishes

FPT-CACP

FPT-CACP-AL

Nonmetallic colors and finishes

FPT-441-SW-BLK

FPT-441-SW-GRY

FPT-441-SW-BRS

FPT-441-SW-BRN

Poke-through covers

Cat. No.	Description	Std. Ctn.
FPT-CACP	Solid brass, brushed finish, 5¾" diameter	10
FPT-CACP-AL	Solid aluminum, brushed finish, 5¾" diameter	10
FPT-441-SW-BLK	Black, nonmetallic, 7" diameter	10
FPT-441-SW-GRY	Grey, nonmetallic, 7" diameter	10
FPT-441-SW-BRS	Brass, nonmetallic, 7" diameter	10
FPT-441-SW-BRN	Brown, nonmetallic, 7" diameter	10

FPT3
Series

This aesthetic, easy-to-use poke-through provides an ideal power and data solution – great for new construction or upgrading existing 3" core installations.



Cable entry

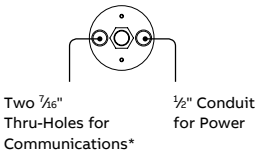

Device layout

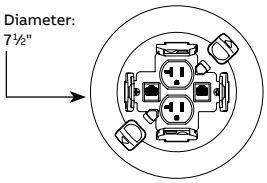

Features and benefits:

- Capacity: 1 duplex receptacle and 2 data jacks (included)
- Core drill size: 3"
- Durable solid brass or aluminum covers protect devices from damage and debris when not in use – no exposed plastic components
- Powder-coated aluminum covers are available in black, grey, brown and beige to match any décor
- Brushed brass and aluminum finishes provide superior aesthetics
- Slide latches enable tool-less access to individual receptacles – eliminates the need for hard-to-use locking screws
- Accepts Keystone, Leviton® or Hubbell® data jacks
- Junction box features (3) ½" and (4) ¾" knockouts (13 cubic inch capacity)
- Includes (1) 20A duplex receptacle, pre-wired, pigtail ends in junction box
- Includes (2) Leviton® CAT5e data jacks

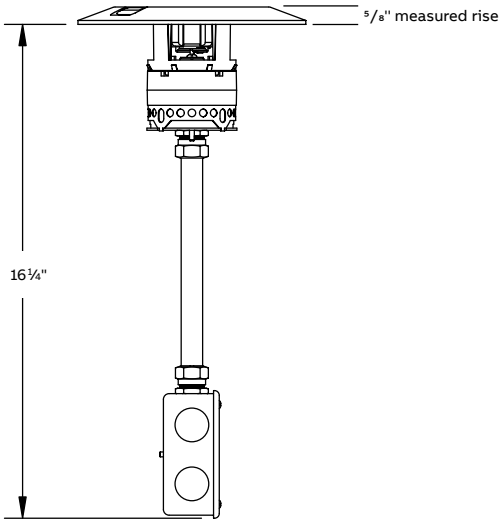

Poke-through: 2 power and 2 communications

Cat. No.	Description	Std. Ctn.
FPT3-2P-2C-BRS	FPT3 Series Poke-through assembly: base unit with brushed-brass cover	1
FPT3-2P-2C-ALM	FPT3 Series Poke-through assembly: base unit with brushed-aluminum cover	1
FPT3-2P-2C-BLK	FPT3 Series Poke-through assembly: base unit with black powder-coat cover	1
FPT3-2P-2C	FPT3 Series Poke-through base unit only: cover purchased separately (see below)	1

See page 81 to view typical brushed metal and powder coat finishes.

Poke-through covers

Cat. No.	Description	Std. Ctn.
FPT3-CVR-BRS	Cover, FPT3 Series Poke-through – solid brass, brushed finish	4
FPT3-CVR-ALM	Cover, FPT3 Series Poke-through – solid aluminum, brushed finish	4
FPT3-CVR-BLK	Cover, FPT3 Series Poke-through – aluminum with black powder-coat finish	4
FPT3-CVR-GRY	Cover, FPT3 Series Poke-through – aluminum with grey powder-coat finish	4
FPT3-CVR-BGE	Cover, FPT3 Series Poke-through – aluminum with beige powder-coat finish	4
FPT3-CVR-BRN	Cover, FPT3 Series Poke-through – aluminum with brown powder-coat finish	4

FPT4
Series

The FPT4 Series provides everything you look for in a flush Poke-through – capacity, durability, flexibility, accessibility and aesthetics.

Capacity:
- Four standard configurations:
  - 4 power receptacles + 4 communications devices (4 x 4)
  - 2 power receptacles + 6 communications devices
  - 8 communications devices
  - 1 locking receptacle + 2 communications devices
- Core drill size: 4"

Durability:
- Solid brass or aluminum covers protect devices from damage and debris when not in use – no exposed plastic components
- Unique latching lid eliminates easily damaged, hard-to-use locking screws

Accessibility:
- Full access to communications compartment through the cover without exposing power compartments – even after it's installed in the floor
- "Straight-through" wiring of communications cabling for easy installation and changes

Flexibility:
- Configurable design to meet any project requirements:
  - 4 standard configurations for power and communications devices
  - 20A receptacles can be wired as isolated ground (orange labels provided)
  - Communications plates available to accommodate data jacks from many manufacturers
  - Accepts Extron® MAAP plates for A/V components
- Threaded conduit hubs enable all communications cabling to be enclosed in a single conduit
  - Integral 1" hub on the 4 x 4 – no extra parts needed
  - Optional hubs available for other configurations
- Junction box features (5) ½" and (5) ¾" knockouts (27 cubic inch capacity)

Aesthetics:
- The only 4" core poke-through for power and communications with the entire cover made of solid brass – features an aesthetic brushed finish
- Solid aluminum covers also available with brushed finish or powder-coated finishes in black, grey, brown and beige to match any décor

—
01 4 power + 4 communications, page 84.
—
02 2 power + 6 communications, page 85
—
03 8 communications, page 85
—
04 1 locking receptacle + 2 communications, page 86

—
01

—
02

—
03

—
04

FPT4

Series (continued)

Device layout

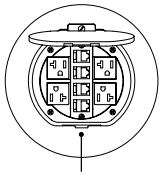

Cable entry

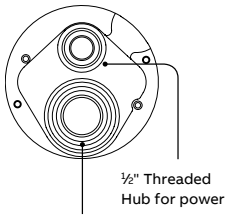

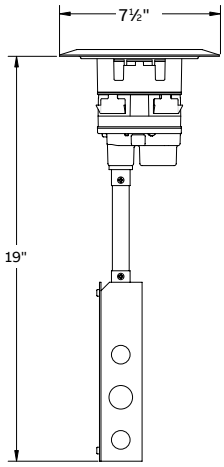

Features and benefits:

- Four 20A receptacles, two circuits, six 12 AWG wires, prewired, pigtail ends in junction box (can be wired as isolated ground, labels provided)
- Keystone communications device plate with four keystone category 5e data jacks – see page 87 for optional communications device plates for compartment A
- Integral 1" threaded conduit hub for communication wiring (cast iron)

Poke-through: 4 power and 4 communications

Cat. No.	Description	Std. Ctn.
FPT4-4P-4C-TBRS	Poke-through assembly: base with brass cover	1
FPT4-4P-4C-TALM	Poke-through assembly: base with aluminum cover	1
FPT4-4P-4C-TBLK	Poke-through assembly: base with black cover	1
FPT4-4P-4C	Poke-through base (cover purchased separately)	1

Brass

Aluminum

Black

1/2" measured rise

Poke-through: Covers

Cat. No.	Description	Std. Ctn.
FPT4-CVR-TBRS	Cover, FPT4 Series Poke-through – brushed brass	4
FPT4-CVR-TALM	Cover, FPT4 Series Poke-through – brushed aluminum	4
FPT4-CVR-TBLK	Cover, FPT4 Series Poke-through – aluminum with black powder coat finish	4
FPT4-CVR-TBGE	Cover, FPT4 Series Poke-through – aluminum with beige powder coat finish	4
FPT4-CVR-TBRN	Cover, FPT4 Series Poke-through – aluminum with brown powder coat finish	4

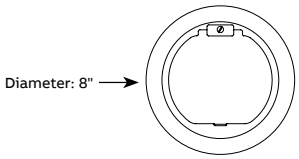

FPT4
Series (continued)

(Cover purchased separately)

FPT4-CCH-6C
Communications conduit hub (optional)

1" threaded Hub

Device layout

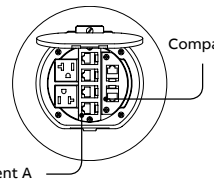

Cable entry

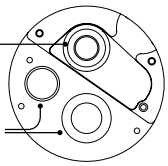

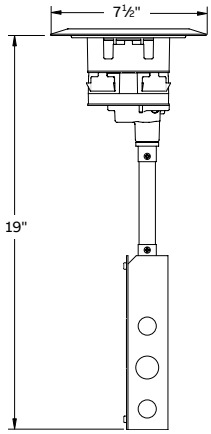

Poke-through: 2 power and 6 communications

Cat. No.	Description	Std. Ctn.
FPT4-2P-6C	Poke-through base unit only (cover purchased separately)	1
FPT4-CCH-6C	Optional 1" threaded conduit hub for communications wiring (cast iron)	1

Two 20A receptacles, one circuit, three 12 AWG wires, prewired, pigtail ends in junction box (can be wired as isolated ground, labels provided).
Includes keystone communications device plates with six keystone category 5e data jacks – see page 87 for optional communications device plates for compartment A and compartment B.

(Cover purchased separately)

Device layout

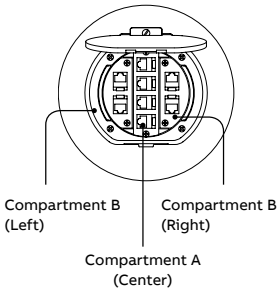

- **Features and benefits:**
- Keystone communications device plates with eight keystone category 5e data jacks – see page 87 for optional communications device plates for compartment A and compartment B

FPT4-CCH-8C
Communications conduit hub (optional)

1¼" threaded hub

Cable entry

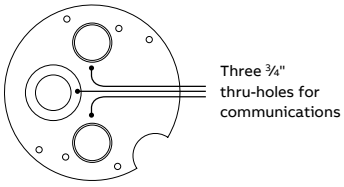

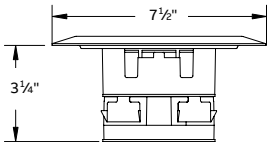

Poke-through: 8 communications

Cat. No.	Description	Std. Ctn.
FPT4-8C	Poke-through base (cover purchased separately)	1
FPT4-CCH-8C	Optional 1¼" threaded conduit hub for communications wiring (cast iron)	4

FPT4

Series (continued)

(Cover purchased separately)

Device layout

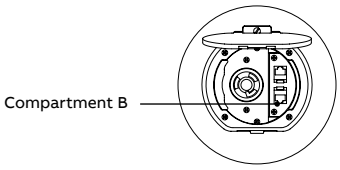

Cable entry

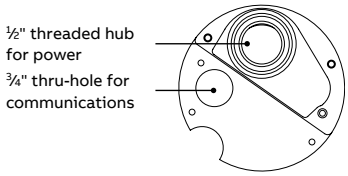

FPT4-CCH-2P
Communications conduit hub (optional)

½" threaded hub

Features and benefits:

- 20A receptacle: pre-wired, three 12 AWG wires, pigtail ends in junction box
- 30A receptacle: pre-wired, three 10 AWG wires, pigtail ends in junction box
- Cover purchased separately
- Includes keystone communications device plates with two keystone category 5e data jacks – see page 87 for optional communications device plates for compartment B

Poke-through: 1 locking receptacle and 2 communications

Cat. No.	Description	Std. Ctn.
FPT4-1TL21-2C	Poke-through base, NEMA L5-20R, 20A/125V locking receptacle, 2 communications receptacles	1
FPT4-1TL22-2C	Poke-through base, NEMA L6-20R, 20A/250V locking receptacle, 2 communications receptacles	1
FPT4-1TL31-2C	Poke-through base, NEMA L5-30R, 30A/125V locking receptacle, 2 communications receptacles	1
FPT4-1TL32-2C	Poke-through base, NEMA L6-30R, 30A/250V locking receptacle, 2 communications receptacles	1
FPT4-CCH-2P	Optional ½" threaded conduit hub for communications wiring (cast iron)	4

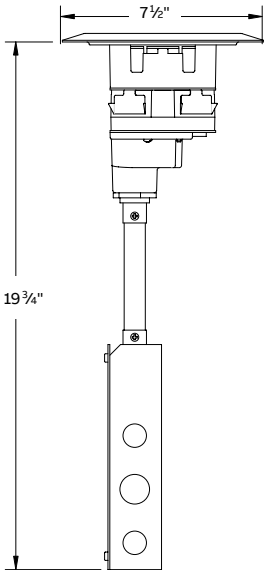

Optional communications

Device plates



Features and benefits:

- Device plate only — no jacks included

Compartment A Plates

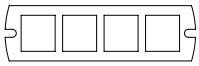

FPT4-CPA-4SYS

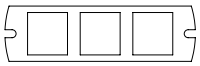

FPT4-CPA-3PAN**

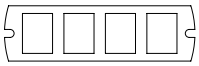

FPT4-CPA-4KEY*



FPT4-CPA-1MAAP

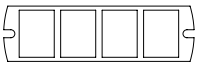

FPT4-CPA-4ORT

FPT4-CPA-BLANK

Compartment B plates

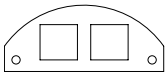

FPT4-CPB-2SYS

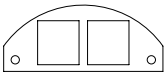

FPT4-CPB-2PAN**

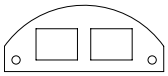

FPT4-CPB-2KEY*

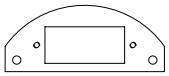

FPT4-CPB-1MAAP

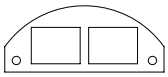

FPT4-CPB-2ORT

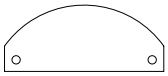

FPT4-CPB-BLANK

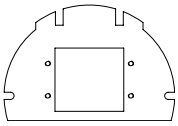

FPT4-CPAB-2MAAP***

Optional communications – Device plates

Cat. No.	Description	Std. Ctn.
FPT4-CPA-4KEY*	For 4 Keystone jacks – compartment A	4
FPT4-CPA-4SYS	For 4 Systemax® jacks – compartment A	4
FPT4-CPA-3PAN**	For 3 Panduit jacks – compartment A	4
FPT4-CPA-1MAAP	For Extron® MAAP plate, single space – compartment A	4
FPT4-CPA-4ORT	For 4 Ortronics® jacks – compartment A	4
FPT4-CPA-BLANK	Blank – compartment A	4
FPT4-CPB-2KEY*	For 4 Keystone jacks – compartment B	4
FPT4-CPB-2SYS	For 4 Systemax® jacks – compartment B	4
FPT4-CPB-2PAN**	For 2 Panduit jacks – compartment B	4
FPT4-CPB-1MAAP	For Extron® MAAP plate, single space – compartment B	4
FPT4-CPB-2ORT	For 4 Ortronics® jacks – compartment B	4
FPT4-CPB-BLANK	blank – compartment B	4
FPT4-CPAB-2MAAP***	For Extron® MAAP plate, double space – compartment A-B	4

* Keystone plates also accept Leviton® and Hubbell® devices.
** Requires CMNZABL-X adapter from Panduit® to mount Panduit® MiniCom jacks.
*** For use with FTP4-2P-6C and FPT4-8C Series only; replaces one compartment A plate and one compartment B plate.

Features and benefits:

- For use with FPT4-4P-4C and FPT4-2P-6C Series Poke-through Systems

Replacement power insert – 2 receptacles

Cat. No.	Description	Std. Ctn.
FPT4-2P-RPL	Replacement power insert with 18" wire whip – two 20A receptacles	4

Recessed Poke-through boxes

RPT6 Series

Given the limitations on the number of holes that can be drilled in a floor, it is important to maximize the capacity of each location.

The RPT6 series offers a configurable solution that provides high capacity for both power wiring and communications cabling in a single-core drill location.

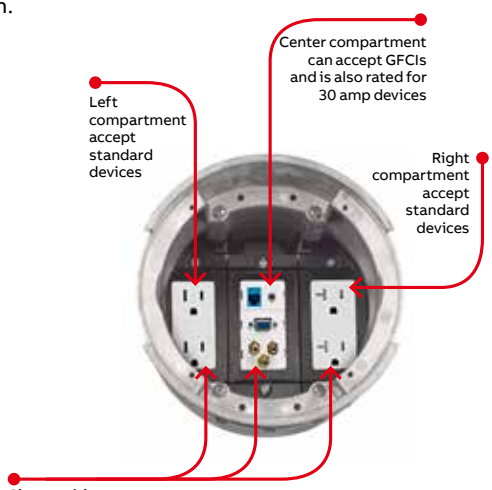

Shown without cover
3 gang recessed compartment. Note: power and data devices are not furnished

Features and benefits:

- Greater capacity than typical 3 in. and 4 in. core poke-throughs
- Core drill size: 6 in.
- Solid brass, black and brushed aluminum finishes provide superior aesthetics and durability
- Toolless cover entry. Cover rotates 180° to while-in-use position. No hinges which can mechanically fail.
- Customer can use off-the-shelf wiring devices
- Center compartment can accept GFCIs and is also rated for 30 amp devices
- Recessed service conceals devices below floor level
- Configurable compartment bottom junction box includes a cover with 1¹/₄ in., 1¹/₂ in. or 2 in. knockouts
- UL 263 – 2-hour fire test

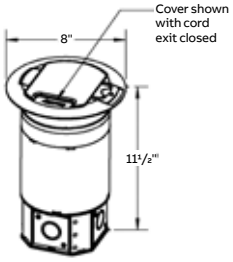

RPT6 Series – Recessed Poke-through

Cat. No.	Description	Std. Ctn.
RPT6-3G-BRS	RPT6 series Poke-through Assembly: Base unit with solid brass cover	1
RPT6-3G-BLK	RPT6 series Poke-through Assembly: Base unit with black cover	1
RPT6-3G-ALM	RPT6 series Poke-through Assembly: Base unit with brushed aluminum cover	1

RPT6 Series – Recessed Poke-through covers

Cat. No.	Description	Std. Ctn.
RPT6-CVR-BRS	Solid brass cover	1
RPT6-CVR-BLK	Black cover	1
RPT6-CVR-ALM	Brushed aluminum cover	1

Moptite® covers meet UL/CSA scrub-water exclusion requirements for carpet, tile and wood.

RPT6 Series – Optional accessories

Cat. No.	Description	Std. Ctn.
RPT6-DPC-GFCI	Center plate for GFCI device	1
RPT6-DPC-R	Center plate for GFCI device 1 -9/16 round receptacle	1
RPT6-DPC-2MAAP*	Center plate for 2 Extron® MAAP device	1
RPT6-DPS-DEC	Side plate for duplex or rectangular device	1
RPT6-DPS-2MAAP*	Side plate for 2 Extron® MAAP device	1
RPT6-JB-CVR-2G	Junction box cover 2-G with 1-1/2'' KO	1
RPT6-JB-CVR-3G	Junction box cover 3-G with 2'' KO	1

* CSA and UL not applicable

Recessed Poke-through boxes

RPT8 Series

5-gang Poke-through designed to fit in 8" holes in the second floor and above in commercial buildings.

The RPT8 Series offers a configurable solution that provides high capacity for both power wiring and communications cabling – in a single-core drill location.

Features and benefits:

- Floor box, cover, abandonment cover, kit for device adaptors, and supplemental junction box
- Core drill size: 8"
- Greater capacity than typical 3", 4" and 6''core poke-throughs adaptor included with every unit
- 20, 30, & 50 amp rated center compartment Solid brass, black, brushed aluminum and NEW satin nickel finishes provide superior aesthetics and durability
- Temporary abandonment cover included
- Customer can use off-the-shelf wiring devices
- Recessed service conceals devices below floor level
- Bottom compartment can be configured for separate emergency power
- Configurable compartment bottom junction box includes a cover with 1¹/₄ ", 1¹/₂", or 2 in. knockouts
- UL 263–2-hour Fire Test and UL 514A /CSA C22.2 No. 18.1 Scrub Water compliant

RPT8 Series – Recessed Poke-through

Cat. No.	Description	Std. Ctn.
RPT8-5G-BRS	RPT8 series Poke-through assembly: Base unit with solid brass cover	1
RPT8-5G-BLK	RPT8 series Poke-through assembly: Base unit with black cover	1
RPT8-5G-ALM	RPT8 series Poke-through assembly: Base unit with brushed aluminum cover	1
RPT8-5G-SN	RPT8 series Poke-through assembly: Base unit with satin nickel cover	1

RPT8 Series – Optional accessories

Cat. No.	Description	Std. Ctn.
RPT8-CDP-MAAP	Center device plate for Extron® MAAP	5
RPT8-SDP-Keystone	Side device plate for keystone	5
RPT8-ODP-Keystone	Outer device plate for keystone	5
RPT8-CDP-30A	Center device plate for 30A receptacle	5
RPT8-CDP-50A	Center device plate for 50A receptacle	5
RPT8-CDP-Keystone	Center device plate for keystone	5
RPT8-SDP-MAAP	Side device plate for Extron® MAAP	5
RPT8-INSERT-WHITE	White duplex insert	5
RPT8-INSERT-BLANK	Blank insert	5

Pedestal

FPT Series

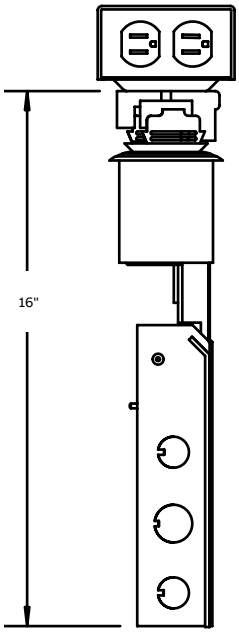

By mounting all outlets above floor level and at a 90° angle to the floor, the FPT Pedestal Series protects power receptacles and communications devices from dirt and debris. An overhanging housing provides additional protection for the outlets.

Features and benefits:

- Pedestals available in 2 compartment and 4 compartment
  for power and communications applications
- Core drill size: 3"
- Housings and device plates feature a brushed-aluminum finish
- Integral junction box features (5) ½" and (5) ¾" knockouts (27 cubic inch capacity)

Cable entry

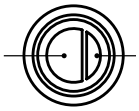

Opening for communication (equivalent to two ¾" conduits)

Opening for power (equivalent to one ½" conduit)

FPT-421

FPT-401A

Poke-through

Cat. No.	Description	Std. Ctn.
FPT-401A	FPT pedestal, accepts 2 device plates, Poke-through **base unit purchased separately,** (2⅝" high x 4" wide x 4⅞" deep)	10
FPT-421	FPT pedestal, accepts 4 device plates, Poke-through **base unit purchased separately,** (2⅝" high x 4" wide x 4⅞" deep)	5
FPT-400B	FPT Poke-through base unit only	1

Device plates & accessories

OPOD4-WH

Cat. No.	Description	Std. Ctn.
FPT-424	Duplex device plate, aluminum with anodized finish	50
FPT-425	Blank device plate, aluminum with anodized finish	50
OPOD4-WH	4-Port “106” duplex sdapter for keystone jacks (for use with FPT-424 plate)	100
FPT-408A	Voltage divider for FPT-401A pedestal	10
FPT-422A	Voltage divider for FPT-421 pedestal	10



CONCRETE APPLICATIONS

Fire rated poke-through furniture feed

Furniture feed

FPT Series

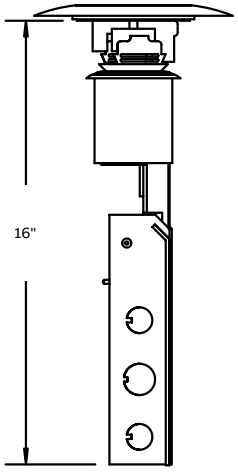

With three conduit hubs for power and communications and an integral junction box, the FPT Series provides a flexible, cost-effective furniture feed solution.

Features and benefits:

- Capacity: (2) ½" hubs and (1) ¾" hub for power and data (plugs included)
- Core drill size: 3"
- Nonmetallic covers are available in black, grey, beige and brown
- Provided with Steel City die cast fittings for flexible metal conduit: (2) ½" and (1) ¾"
- Integral junction box features (5) ½" and (5) ¾" knockouts (27 cubic inch capacity)

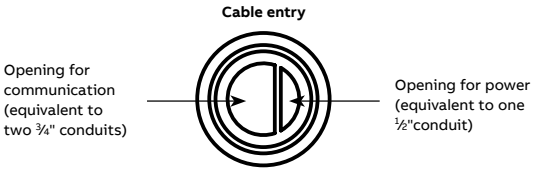

Poke-through

Cat. No.	Description	Std. Ctn.
FPT-448-SW-BLK	FPT Furniture feed Poke-through assembly: base unit with black nonmetallic cover	1
FPT-448-SW-GRY	FPT Furniture feed Poke-through assembly: base unit with grey nonmetallic cover	1
FPT-448-SW-BGE	FPT Furniture feed Poke-through assembly: base unit with beige nonmetallic cover	1
FPT-448-SW-BRN	FPT Furniture feed Poke-through assembly: base unit with brown nonmetallic cover	1
FPT-448-SW-BRS	FPT Furniture feed Poke-through assembly: base unit with brass nonmetallic cover	1
FPT-400B	FPT Poke-through base unit only: cover purchased separately (see below)	1

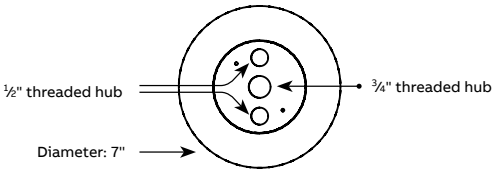

Poke-through covers

Cat. No.	Description	Std. Ctn.
FPT-442-SW-BLK	Black, nonmetallic, 7" diameter	10
FPT-442-SW-GRY	Grey, nonmetallic, 7" diameter	10
FPT-442-SW-BGE	Beige, nonmetallic, 7" diameter	10
FPT-442-SW-BRN	Brown, nonmetallic, 7" diameter	10
FPT-442-SW-BRS	Brass, nonmetallic, 7" diameter	10
FPT-3/4-2-CACP	Brass, metallic, 5¾" diameter	10

See page 81 to view typical nonmetallic cover colors and finishes.

FFPT3
Series

When feeding large bundles of communications cables through a fire-rated floor, the FFPT3 Series provides a high-capacity, straight-through wiring solution. It can also be used for power wiring.

Features and benefits:

- Capacity: Concentric 1¼" and 2" hub for poweror communications wiring (plugs included)
- Core drill size: 3"
- Solid brass and aluminum finishes provide superior aesthetics and durability
- Powder-coated aluminum covers are available in black, grey, brown and beige to match any décor – the most colors in the industry
- Junction box not included

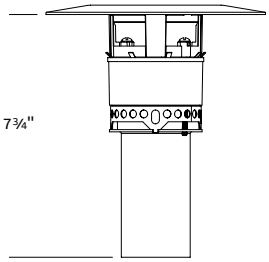

Hub layout – cover

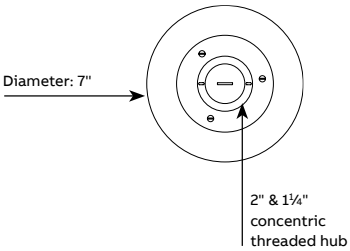

Cable entry

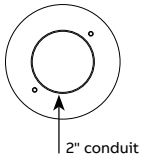

Poke-through

Cat. No.	Description	Std. Ctn.
FFPT3-BRS	FFPT3 Series Poke-through assembly: base unit with brushed-brass cover	1
FFPT3-ALM	FFPT3 Series Poke-through assembly: base unit with brushed-aluminum cover	1
FFPT3-BLK	FFPT3 Series Poke-through assembly: base unit with black powder-coat cover	1
FFPT3	FFPT3 Series Poke-through base unit only: cover purchased separately (see below)	1

Poke-through covers

Cat. No.	Description	Std. Ctn.
FFPT3-CVR-BRS	Solid brass, brushed finish	4
FFPT3-CVR-ALM	Solid aluminum, brushed finish	4
FFPT3-CVR-BLK	Aluminum with black powder-coat finish	4
FFPT3-CVR-GRY	Aluminum with grey powder-coat finish	4
FFPT3-CVR-BGE	Aluminum with beige powder-coat finish	4
FFPT3-CVR-BRN	Aluminum with brown powder-coat finish	4

See page 81 to view typical brushed metal and powder coat colors and finishes.

FFPT4
Series

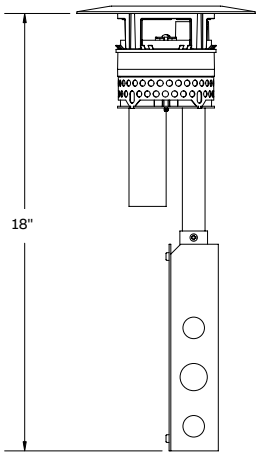

With limitations on the number of holes that can be drilled in a floor, it is important to maximize the capacity of each location. The FFPT4 Series provides high capacity for both power wiring and communications cabling when feeding modular furniture – in a single-core drill location.

Features and benefits:

- Capacity: ¾" hub for power wiring and 1¼" hub for communications cabling (plugs included)
- Core drill size: 4"
- Solid brass and aluminum finishes provide superior aesthetics and durability
- Powder-coated aluminum covers are available in black, grey, brown and beige to match any décor
- Integral junction box features (5) ½" and (5) ¾" knockouts (27 cubic inch capacity)

Hub layout — cover

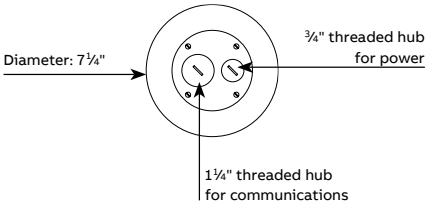

Cable entry

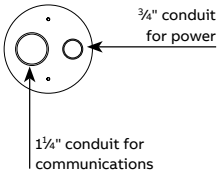

Poke-through

Cat. No.	Description	Std. Ctn.
FFPT4-BRS	FFPT4 Series Poke-through assembly: base unit with brushed-brass cover	1
FFPT4-ALM	FFPT4 Series Poke Poke-through assembly: base unit with brushed-aluminum cover	1
FFPT4-BLK	FFPT4 Series Poke-through assembly: base unit with black powder-coat cover	1
FFPT4	FFPT4 Series Poke-through base unit only: cover purchased separately	1

Poke-through covers

Cat. No.	Description	Std. Ctn.
FFPT4-CVR-BRS	Solid brass, brushed finish	4
FFPT4-CVR-ALM	Solid aluminum, brushed finish	4
FFPT4-CVR-BLK	Aluminum with black powder-coat finish	4
FFPT4-CVR-GRY	Aluminum with grey powder-coat finish	4
FFPT4-CVR-BGE	Aluminum with beige powder-coat finish	4
FFPT4-CVR-BRN	Aluminum with brown powder-coat finish	4

See page 81 to view typical brushed metal and powder coat colors and finishes.

FFPT6
Series

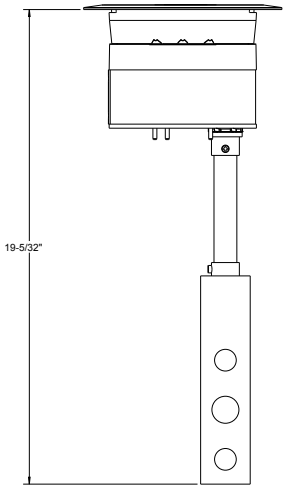

Given the limitations on the number of holes that can be drilled in a floor, it is important to maximize the capacity of each location.

The FFPT6 series provides high capacity for both power wiring and communications cabling when feeding modular furniture in a single-core drill location.

Features and benefits:

- Power and/or communication connections: ³/₄ in., 1¹/₄ in. or 2 in. threaded hubs
- Core drill size: 6 in.
- Solid brass, black and brushed aluminum cover finishes provide superior aesthetics and durability
- Integral junction box features five ¹/₂ in and five ³/₄ in. knockouts, with 27 cu. in. capacity (443 cm³)
- UL 263 – 2-hour fire test

FFPT6 Series – Furniture Feed Poke-through

Cat. No.	Description	Std. Ctn.
FFPT6-BRS	FFPT6 series poke-through assembly: Base unit with solid brass cover	1
FFPT6-BLK	FFPT6 series poke-through assembly: Base unit with black cover	1
FFPT6-ALM	FFPT6 series poke-through assembly: Base unit with brushed aluminum cover	1

FFPT6 Series – Furniture Feed Poke-through covers

Cat. No.	Description	Std. Ctn.
FFPT6-CVR-BRS	Solid brass cover	1
FFPT6-CVR-BLK	Black cover	1
FFPT6-CVR-ALM	Brushed aluminum cover	1

Access floor module applications

Access floor modules



Steel City access floor modules from ABB eliminate the clutter of power, voice and data lines by keeping everything out of sight but conveniently close at hand. Our easy-to-install access floor modules are designed to blend with any decor, while providing the durability and versatility you need to meet the growing demands of today's high-tech offices.

You can use our access floor modules with virtually any type of raised floor. Our system is designed to provide a simple, strong and adaptable solution to even the most demanding wire-management needs.

Range of box sizes designed to meet the needs of any application. Now and later.
With five sizes to choose from, our access floor modules handle a broad range of wiring needs, from single power lines to complex data and voice systems. In fact, our largest unit offers 325 cu. in. of space. And, because our modules are easy to install and relocate, you can easily change box sizes or reposition modules as office configurations change.

New, low-profile box fits right in with shallower raised floors.
For installations where shallower raised floors are needed, ABB has developed a low-profile access floor modules to provide the same accessibility and convenience where space is at a premium. Just 2½-inches deep, it can still accommodate a variety of power, voice and data connections.

Wide variety of interchangeable power and data panels adapt to changing demands.
Our extensive line of panels and connection devices maximizes the versatility of our access floor modules. All our panels are designed to be easy to connect, disconnect and rearrange to reduce on-site installation time. And ABB is continually developing new configurations to meet the requirements of virtually any installation, especially for the fast-growing needs of voice and data communication.

Durable, solid steel covers support heavy loads to protect important connections.
We've reinforced the resilient nylon covers of our modules with a 5/32" steel plate to prevent buckling under heavy furniture and equipment. The beveled sides enable quick and unobstructed installation in the raised floor.

In addition, our retractable exit not only helps prevent tripping, but protects cable connections by sealing out dust and debris. And, as with all ABB products, our access floor modules are constructed to meet your high standards for durability, safety and reliability.

Steel City access floor modules provide outstanding performance without standing out.
The hinged service top on our modules sits flush with the floor and provides complete access to the connections within. The nylon frame comes in grey, brown, beige and black.

Our access floor modules keep wire connections close at hand but not under foot. The wide variety of box sizes, panels and devices provides exceptional versatility for changing office needs.

Look below the surface and see how Steel City Access floor modules can manage all your power, voice and data connections – today and tomorrow.

AFM-2 Series access floor module

Nonmetallic covers included

AFM	Power panels	
AFM-2- BLK AFM-2- GRY AFM-2- BRN AFM-2- BGE	**AFP-2A*** Single duplex	**AFP-2B** Single duplex
Data panel	**Accessories**	
AFD-2 3RJ 3 T&B Omnijacks or Keystone-style jacks	**AFT-2** Power tunnel	
	AFR-2** Mounting trim	

*** (1) supplied with box.**
** Used to correct opening in floor. Not required for all installations.

AFM-2 Access floor module

Access floor module size	AFM-2
AFM depth	4"
Access floor cut-out	7⅛" x 4⅛"
AFM cover size	6¾" x 3⅞"
AFM cover access area	17 sq. in.
Box volume (less panels)	75 cu. in.
Device compartment volume – 45° power	16.2 cu. in.
Base opening	—

* Special panels available — consult factory.
** Devices not included.
Replacement covers: see 664 series covers on page 15.

Access floor module size	AFM-2
Power panel included**	AFP-2A
Closure panel included	—
Cover/carpet flange material	Polycarbonate
Body material	14-ga. galvanized steel
Prewiring available	Yes*
Max. no. of device panels	2

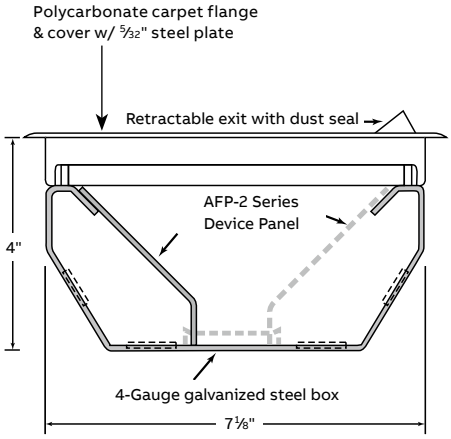

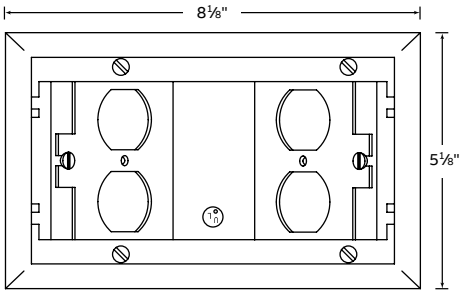

AFM-2
Shown with supplied power panel and optional panel (sold separately).

AFM-2 Series access floor module

Metallic covers included

AFM-2 Access floor module

Access floor module size	AFM-2
AFM depth	4"
Access floor cut-out	7⅛" x 4⅛"
AFM cover size	6¾" x 3⅞"
AFM cover access area	17 sq. in.
Box volume (less panels)	75 cu. in.
Device compartment volume	16.2 cu. in.
Base opening	—

Access floor module size	AFM-2
Power panel included**	AFP-2A
Closure panel included	—
Cover/carpet flange material	Brass, Aluminum
Body material	14-ga. galvanized steel
Prewiring available	Yes*
Max. no. of device panels	2

* Special panels available — consult factory.
** See previous page for device plates and accessories.
Replacement covers: see 664 Series covers on page 15

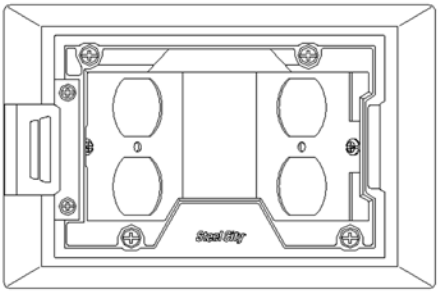

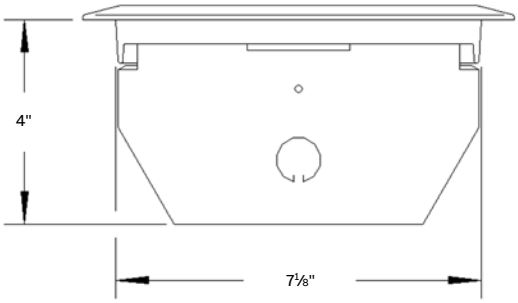

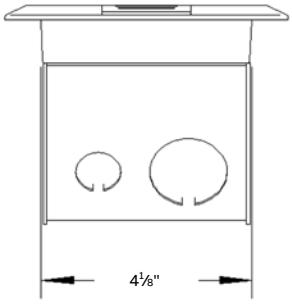

AFM-2 Series raised floor boxes

Cat. No.	Description	Std. Ctn.
AFM-2-BRS	AFM-2 raised floor box, 2 compartment, solid brass cover	1
AFM-2-ALM	AFM-2 raised floor box, 2 compartment, solid aluminum cover	1
AFM-2-BLK	AFM-2 raised floor box, 2 compartment, black powder-coat finish	1

For additional device plate options see previous page.

AFM-4 Series access floor module

Nonmetallic covers included



AFM	Power panels		
AFM-4- BLK AFM-4- GRY AFM-4- BRN AFM-4- BGE	**AFP-4A*** Single duplex - 45°	**AFP-4A60** Single duplex - 60°	**AFP4GFCI** Single GFCI - 60°
	AFP-4B Blank - 45°	**AFP-4B60** Blank - 60°	**AFP-4-GFCI-45** Single GFCI - 45°

* (1) supplied with box.

Data panels		Accessories	
AFD-4A Single duplex data	**AFD-4B** Blank	**AFT-46** Power tunnel	**AFR-4**** Trim flange
	AFD-4 4RJ Keystone style jacks	**AFC-N** Grommeted closure panel	**AFM-4EX** Extension collar

** Used to correct opening in floor. Not required for all installations.

AFM-4 Access floor module - non metallic covers

Access floor module size		AFM-4
AFM depth		4"
Access floor cut-out		7 15/16" x 7 15/16"
AFM cover size		7 5/8" x 7 5/8"
AFM cover access area		39 sq. in.
Box volume (less panels)		150 cu. in.
Device	45° power	27.3 cu. in.
Compartment	60° power	25.2 cu. in.
Volume	Center data	20.6 cu. in.

* Special panels available – consult factory.
** Devices not included.
Replacement covers: see 665 Series covers on page 18.

Access floor module size	AFM-4
Base opening	2" x 2 7/8"
Power panel included**	AFP-4A
Closure panel included	AFC-C
Cover/carpet flange material	Polycarbonate
Body material	14-ga. galvanized steel
Prewiring available	Yes*
Max. no. of device panels	3

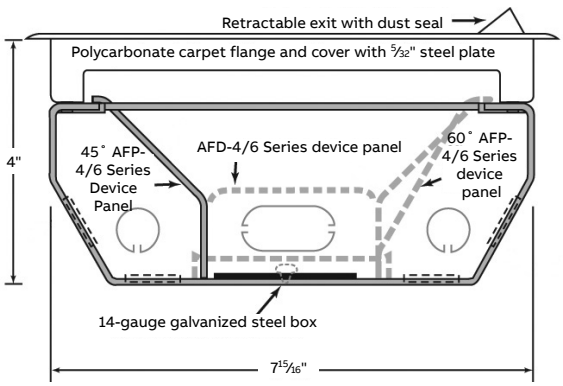

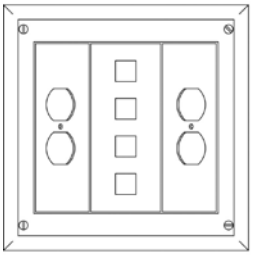

45° Angle plates

Shown with aupplied power panel and optional data panel and 45° power panel (sold separately).

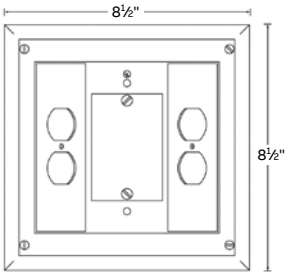

60° Angle plates

Shown with optional 60° panels (sold separately).

AFM-4 Series access floor module

Metallic covers

AFM-4 Access floor module - metallic covers

Access floor module size	AFM-4
AFM depth	4"
Access floor cut-out	7 15/16" x 7 15/16"
AFM cover size	7 5/8" x 7 5/8"
AFM cover access area	39 sq. in.
Box volume (less panels)	150 cu. in.
Device compartment volume	27.3 cu. in.
	25.2 cu. in.
	20.6 cu. in.

Access floor module size	AFM-4
Base opening	2" x 2 7/8"
Power panel included**	AFP-4A
Closure panel included	AFC-C
Cover/carpet flange material	Brass, Aluminum
Body material	14-ga. galvanized steel
Prewiring available	Yes*
Max. no. of device panels	3

* Special panels available – consult factory.
** Devices not included.
See previous page for device plates and accessories.
Replacement covers: see 665 Series covers on page 18

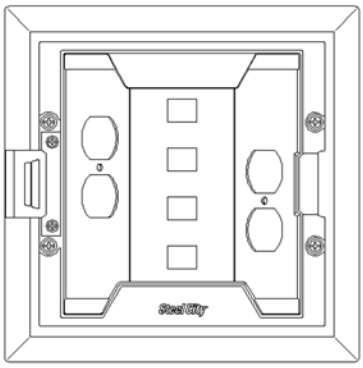

One duplex plate included

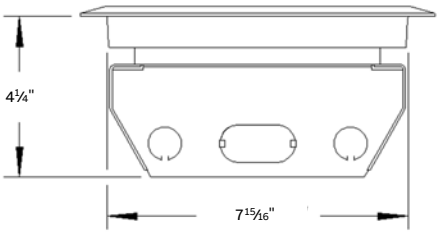

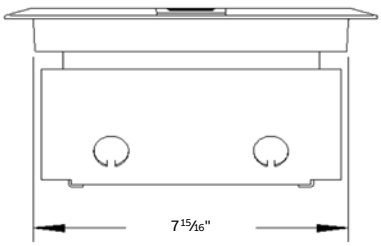

AFM-4 Series raised floor boxes

Cat. No.	Description	Std. Ctn.
AFM-4-BRS	AFM-4 raised floor box, 3 compartment, solid brass cover	1
AFM-4-ALM	AFM-4 raised floor box, 3 compartment, solid aluminum cover	1
AFM-4-BLK	AFM-4 raised floor box, 3 compartment, 1 black powder-coat finish cover	1

AFM-6 Series access floor module



AFM	Power Panels		
AFM-6- BLK AFM-6- GRY AFM-6- BRN AFM-6- BGE	**AFP-6Q*** Double duplex - 45°	**AFP-6B** Blank 45°	**AFP-6A** Single duplex - 45°
	AFP-6B60 Blank - 60°	**AFP-6R60** Double duplex - 60°	**AFP-6-GFCI** Double GFCI - 60°
	AFP-6A60 Single duplex - 60°	**AFP-6-GFCI-45** Double GFCI - 45°	

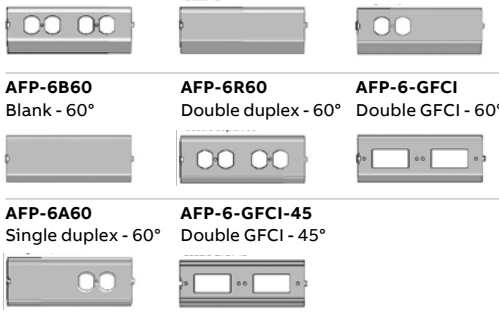

Data Panels		Accessories	
AFD-6Q Double duplex data	**AFD-6B** Blank	**AFT-46** Power tunnel	**AFR-6**** Trim flange
AFD-6 6RJ T&B Omni jacks or Keystone style jacks	**AFD-6A** Single duplex	**AFC-N** Grommeted Closure panel	**AFM-6EX** Extension collar

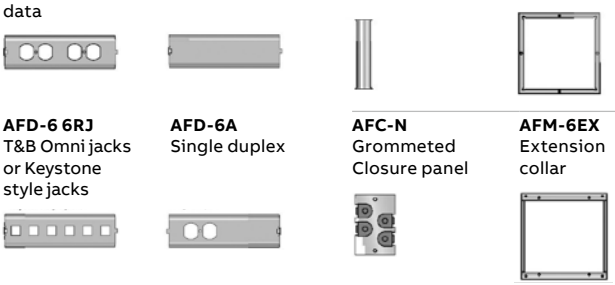

*** (1) supplied with box.**
** Used to correct opening in floor. Not required for all installations.

AFM-6 Access floor module

Access floor module size		AFM-6
AFM depth		4
Access floor cut-out		7 15/16" x 10"
AFM cover size		7 5/8" x 9 3/4"
AFM cover access area		60 sq. in.
Box volume (less panels)		225 cu. in.
	45° power	41.5 cu. in.
	60° power	38.3 cu. in.
Device compartment volume	Center data	31.3 cu. in.

* Special panels available – consult factory.
** Devices not included.
Replacement cover: AFM-6-CST-SW black (-BLK), brown (-BRN), beige (-BGE) or grey (-GRY) cover flange.

Access floor module size	AFM-6
Base opening	2" x 2 7/8"
Power panel included**	AFP-6Q
Closure panel included	AFC-C
Cover/carpet flange material	Polycarbonate
Body material	14-ga. galvanized steel
Prewiring available	Yes*
Max. no. of device panels	3

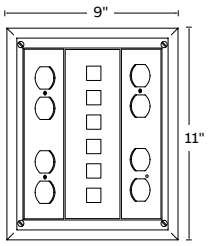

45° angle plates
shown with supplied power panel and optional data panel and 45° power panel (sold separately).

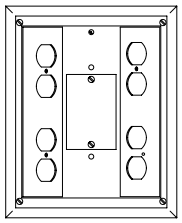

60° angle plates
shown with optional 60° panels (sold separately).

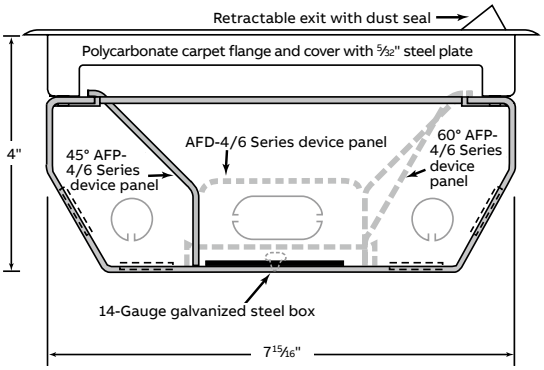

AFM-6S2 Series access floor module



AFM	Power Panels	
AFM-6S- BLK AFM-6S- GRY AFM-6S- BRN AFM-6S- BGE	**AFP-6S2-R (-L)*** Single duplex R-right side; L-left side)	**AFP-6S2-GR (-GL)** Single GFCI
		
	AFP-6S2-BR (-BL) Blank	

Data Panels		Accessories
AFD-6S2-2RJ T&B Omni jacks or Keystone-style jacks	**AFP-6S2-BR** Blank	**AFR-6**** Mounting flange

*** (1) AFP-6S2-R & (1) AFP-6S2-L supplied with box.**
** Used to correct opening in floor. Not required for all installations.

AFM-6S2 Access floor module

Access floor module size		AFM-6S
AFM depth		2½"
Access floor cut-out		7 15/16" x 10"
AFM cover size		7⅝" x 9¾"
AFM cover access area		60 sq. in.
Box volume (less panels)		172 cu. in.
Device compartment volume	Power	13.1 cu. in.
	Data	6.6 cu. in.

* Special panels available – consult factory.
** Devices not included.
Replacement cover: AFM-6-CST-SW black (-BLK), brown (-BRN), beige (-BGE) or grey (-GRY) cover flange.

Access floor module size	AFM-6S
Base opening	—
Power panel included**	AFP-6S2-L, AFP-6S2-R
Wire tunnel included	—
Cover/carpet flange material	Polycarbonate
Body material	14-ga. galvanized steel
Prewiring available	Yes*
Max. no. of device panels	4

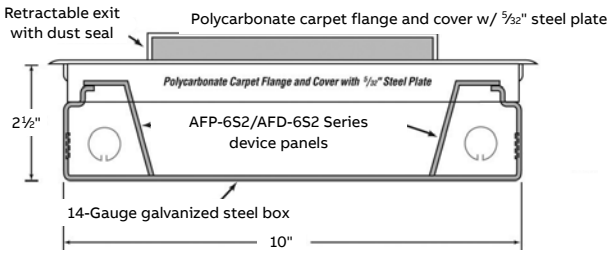

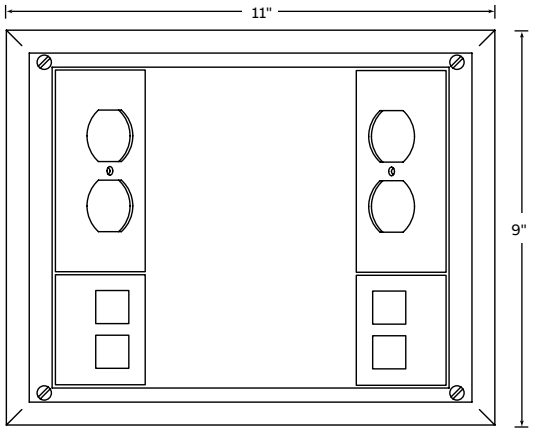

AFM-6S2
Shown with supplied power panels and optional data panels (sold separately).

AFM-6V Series access floor module

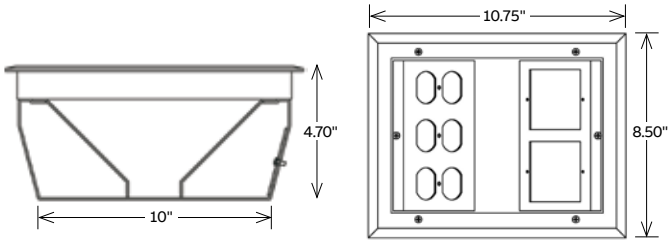

AFM-6
Shown with supplied power panels and optional panels (sold separately)

AFM	Power panels	
AFM-6V- BLK AFM-6V- GRY AFM-6V- BRN AFM-6V- BGE	**AFP-6V-3D•*** Three duplex	**AFP-6V-3G*** Three GFCI



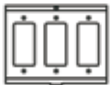

Data Panels	Accessories
AFD-6V-2F* Two single gang data face plates	**AFR-6**** Mounting flange

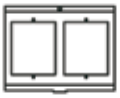

* Not CSA Certified.
• (1) AFP-6V-3D and (1) AFD-6V-2F supplied with box
** Used to correct opening in floor. Not required for all installations.

AFM-6V Access floor module

Access floor module size		AFM-6V
AFM depth		4.70 in.
Access floor cut-out		$7^{15}/_{16}$" x 10"
AFM cover size		$7^{5}/_{8}$" x $9^{3}/_{4}$"
AFM cover access area		60 sq. in.
Box volume (less panels)		201 cu. in.
Device compartment volume	45° power	—
	60° power	—
	Center Data	—
	Power	51 cu. in.
	Data	51 cu. in.

Devices not included. Cover flange available in Black, Grey, Brown or Beige.
Replacement cover: AFM-6-CST-SW black (-BLK), brown (-BRN), beige (-BGE) or grey (-GRY) cover flange.

Access floor module size	AFM-6V
Base opening	1.72 in. x 5.28 in.
Data panel included	AFD-6V-2F
Power panel included	AFP-6V-3D
Closure panel included	Yes
Cover/carpet flange material	Nylon-6
Body Material	14 gauge galvanized steel
Max. no. of device panels	2

AFM-8 Series access floor module



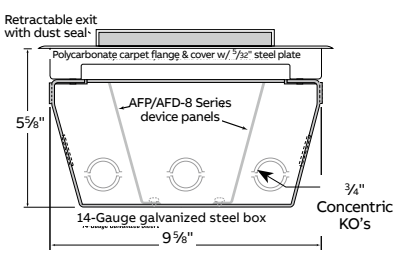

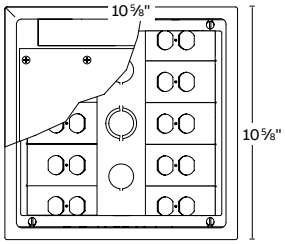

AFM-8
Shown with optional power panels (sold separately). Accepts 10 device panels. Each compartment can accept voltage dividers for any combination of power and data (included with device panels).

AFM
AFM-8- BLK
AFM-8- GRY
AFM-8- BRN
AFM-8- BGE

Power panels

AFP-8A*
Single duplex

AFP-8G*
Single GFCI

AFP-8B
Blank

Data Panels

AFD-8-3RJ
Keystone

Accessories

AFR-8**
Mounting flange

* Power panels include a voltage partition for use between power and data panels.
** Used to correct opening in floor. Not required for all installations.

AFM-8 Access floor module

Access floor module size		AFM-8
AFM depth		5⅝"
Access floor cut-out		9⅝" x 9⅝"
AFM cover size		9⅜" x 9⅜"
AFM cover access area		74 sq. in.
Box volume (less panels)		325 cu. in.
Device compartment volume	45° power	
	60° power	
	Power or data	15.75 cu. in.

* Special panels available – consult factory.
Replacement covers: see 667 Series covers on page 65

Access floor module size	AFM-8
Base opening	—
Power panel included	—
Closure panel included	—
Cover/carpet flange material	Polycarbonate
Body material	14-ga. galvanized steel
Prewiring available	Yes*
Max. no. of device panels	10

Wood floor applications
recessed service

Recessed service box
68R Series

—
01 Use an appropriate Steel City 3" x 2" metal switch box with mounting ears (purchased separately).
—
02 Wood sub-floor/ raised floor applications
—
03 Lid closes flush with the floor, even with cords plugged in
—
04 Power and communications wood sub-floor/raised floor applications

Plug in power and communication cords, and then close the lid to hide unsightly plugs and receptacles below the floor.

Features and benefits:

- Unique cover provides aesthetic recessed service with cost-effective box options for concrete, wood sub-floor and raised-floor applications
- Lid can be rotated to expose a small opening for cords, enabling the lid to close flush with the floor while in use
- Cover accepts one duplex or GFCI receptacle – no special device plates required (receptacle purchased separately)
- Cover accepts up to two communications jacks – includes one 2-port keystone data plate and one blank data plate for custom cut-outs or power-only applications (communications jacks purchased separately)
- Nonmetallic covers are available in black, grey, beige and brown. Black covers are available with an optional brass or aluminum flange
- Two set screws lock the cover in place – no gluing required

—
01

—
02

—
03

—
04

Recessed covers

68R Series

Cover kit includes:

- Cover assembly
- Receptacle mounting plate
- Duplex receptacle insert
- 2-port keystone data plate
- Blank data plate
- Voltage divider

Device not included. Cover is 6¾in. dia.

Cat. No.	Description	Std. Ctn.
68R-CST-BLK	Nonmetallic recessed floor box cover kit, black	4
68R-CST-GRY	Nonmetallic recessed floor box cover kit, grey	4
68R-CST-BGE	Nonmetallic recessed floor box cover kit, beige	4
68R-CST-BRN	Nonmetallic recessed floor box cover kit, brown	4
68R-CST-BRS	Nonmetallic recessed floor box cover kit, black with brass flange	4
68R-CST-ALM	Nonmetallic recessed floor box cover kit, black with aluminum flange	4
CXWOW P-CN	3" x 2" metal switch box, 3½" deep, for nonmetallic sheathed cable, wood subfloors	25
CY12CN	3" x 2" metal switch box, 3½" deep, ½" KOs	25

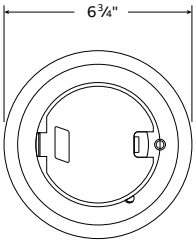

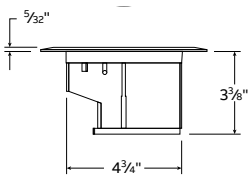

Rectangular floor box
1-, 2- and 3-gang

Carlon rectangular floor box systems – three-way power, data and communications plus easy double- or triple-ganging, too.

Compared to metal boxes, Carlon rectangular floor boxes cost less and install faster to save you money on every job. Three-in-one power, data and communications capability cuts installation time and cost even more, while simple two- and three-gang modularity gives you the flexibility, installation ease and cost-savings no other nonmetallic boxes can match. The covers attach without the use of fasteners, providing a professional, clean installation as well as preserving the aesthetic life of the product. Take a closer look at all that our rectangular floor box systems offer you.

Features and benefits:

- Covers require no adjusting collar – two screws ensure a flush, secure installation
- Nonmetallic PVC construction, watertight gasket and corrosion-resistant hardware ensure long life and reliable performance, even in harsh and/or corrosive environments
- One consistent box depth simplifies ordering time and reduces inventory
- Saves time and money on installations with simple saw cut to floor level
- Concrete tight and suitable for any on-grade/below-grade application; concrete or wood subfloor construction approved
- Convenient cubic inch capacity markings on inside enable easy inspection
- PVC-molded ports and reducer plugs included
- Accepts ½", ¾" and 1" conduit, tubing or raceway
- Rectangular sides are drillable
- Suitable for tile and carpet applications
- Cover options include solid brass, stainless steel and nonmetallic (brown, slate and caramel)
- UL/CSA scrubwater tested, approved for all types of finish flooring

Gangable rectangular Floor box

Features and benefits:
With our rectangular boxes, one SKU is all you ever need. Simply remove appropriate sides and slide boxes together to create two- or three-gang boxes for unique on-the-job flexibility.

For wood floor applications, box must be supported from below.

c UL us LISTED
E11461

Cat. No.	Material	Size	Internal volume (cu. in.)	Min. concrete depth	Hubs (in.)	Reducer plugs (in.)	Std. Ctn.	Std. Wt. (lb)
E976RFB	PVC	1-Gang	97.4 (16.8 per inch of depth)	3½	(2) 1	(2) 1 x ¾ (2) ¾ x ½	3	6.92

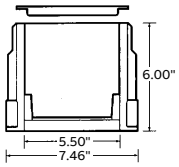

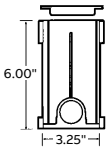

Activation kit

Activation kit provides components to accommodate all standard power, data and communications devices, plus a divider to separate power from data and communications – all in a single SKU. Device yokes can be adjusted to store excess cord in the box.

One kit per gang.

c UL us LISTED
E11461

Cat. No.	Material	Std. Ctn.	Std. Wt. (lb)
E976AK2	PVC	3	2.47

1-, 2- and 3-gang nonmetallic

Floor box covers

On-the-job flexibility extends to our rectangular box covers. Each one-, two- or three-gang cover is suitable for any wiring application and can be used with any floor surface. Nonmetallic covers are even field-reversible for tile or carpet. Double door feature enables easy access to the device and helps keep stray cords organized.

Carlon rectangular floor box covers do not require a separate carpet flange. The carpet flange is part of the cover and may be removed for tile application.

Features and benefits:

- High-impact resistant thermoplastic
- Field reversible for tile or carpet
- Gasketed for a watertight seal
- Double-door design
- UL/CSA scrubwater tested



c UL us LISTED
E11461

Cat. No.	Size	Color	Carpet flange	Dimensions (w x L) (in.)	Std. Ctn.	Std. Wt. (lb)
E9761B	One-Gang	Brown	Included	7.13 x 5.00	3	1.7
E9762B	Two-Gang	Brown	Included	7.13 x 8.25	9	8.5
E9763B	Three-Gang	Brown	Included	7.13 x 11.50	6	7.5
E9761C	One-Gang	Caramel	Included	7.13 x 5.00	3	1.7
E9762C	Two-Gang	Caramel	Included	7.13 x 8.25	9	8.5
E9763C	Three-Gang	Caramel	Included	7.13 x 11.50	6	7.5
E9761S	One-Gang	Slate	Included	7.13 x 5.00	3	1.7
E9762S	Two-Gang	Slate	Included	7.13 x 8.25	9	8.5
E9763S	Three-Gang	Slate	Included	7.13 x 11.50	6	7.5

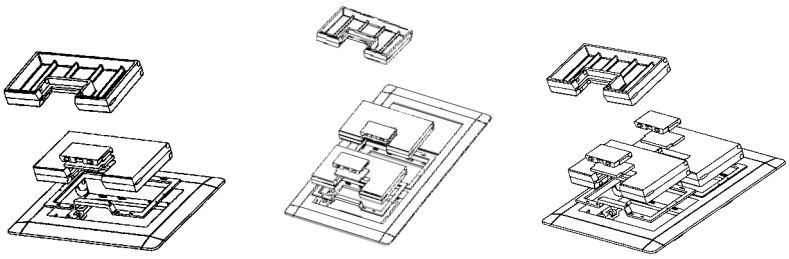

Solid brass and stainless steel floor box covers

1-, 2- and 3-gang

Carlon brass and stainless steel rectangular floor box covers add a classic touch to all floor box installations, and are particularly suited for use in high-traffic areas because of the resistance to wear. The gasket gives a watertight seal, and the light lacquer finish provides extra protection.

Features and benefits:

- Rugged construction
- Coated with a light lacquer finish for extra protection
- Covers include a cord door
- Gasketed for watertight applications
- Accepts single, duplex, GFCI and low-voltage receptacles
- For tile and carpet applications
- UL/CSA scrubwater tested



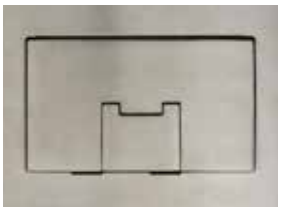

c UL us LISTED
E11461

Cat. No.	Size	Color	Dimensions (in.)	Std. Ctn.	Std. Wt. (lb)
E9761BR	One-gang	Brass	7.13 x 5	3	6.8
E9762BR	Two-gang	Brass	7.13 x 8.25	3	9.9
E9763BR	Three-gang	Brass	7.13 x 11.5	3	12.1
E9761SS	One-gang	Stainless steel	7.13 x 5	3	7.4
E9762SS	Two-gang	Stainless steel	7.13 x 8.25	3	11.6
E9763SS	Three-gang	Stainless steel	7.13 x 11.5	3	17.2
Rectangular floor box activation kit					
E976AK2	—	—	—	3	1.3

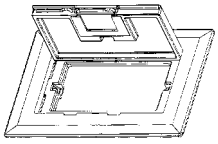

—
One-gang

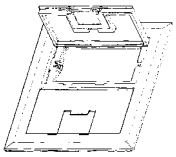

—
Two-gang

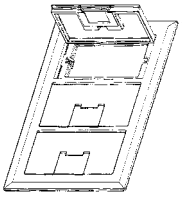

—
Three-gang

Wood floor applications flush service

Floor box kit for wood floors

Single-gang residential

—
01 Brass finish with duplex receptacle
—
02 Nickel finish with GFCI receptacle

Tired of tripping over extension cords? Look no further than the Steel City single-gang residential floor box kit from ABB. This affordable and conveniently packaged kit for the residential market provides power right where you need it most.

Features and benefits:

- Kit includes switch box, cover, flange and receptacle
- Durable metallic covers and flanges are available in aesthetic brass or nickel finishes
- Available with duplex or GFCI receptacle MopTite® covers meet UL® scrubwater requirements for wood, tile and carpet
- 3" x 2" switch box is 3½" deep with 18 cu. in. capacity
- Box includes integral nonmetallic sheathed cable clamps

—
01

—
02

—
Steel City single-gang residential floor box kit

Cat. No.	Description	Std. Ctn.
71W-DS-C	1-Gang residential floor box – duplex recp., brass finish	4
71W-DS-N-C	1-Gang residential floor box – duplex recp., nickel finish	4
71W-GFCI-C	1-Gang residential floor box – GFCI recp., brass finish	4
71W-GFCI-N-C	1-Gang residential floor box – GFCI recp., nickel finish	4

Drop-in floor box
Carlon

The Carlon Drop-in floor box with brass cover combines many of the same features of our existing floor box line with the strength, durability and style necessary to accommodate today's residential electrical/ telecommunication needs.

The Carlon Drop-in floor box is the fastest, easiest way for contractors to put a floor socket anywhere they need it! It's designed to accommodate high- and low-voltage applications and comes complete with everything needed for installation – floor box, brass cover, hole saw, wired receptacle, two-hole low-voltage plate, blank plate, mounting screws and wire nuts.

Features and benefits:
- Single hole installation
- Fast, easy installation
- Cover options include: Brass and Aluminum
- Accommodates high- and low-voltage applications
- Includes single-gang grounded receptacle, low-voltage telephone/cable plate (data jacks not included) and blank plate for custom installations
- Tamper-resistant receptacle
- Available with or without a hole saw
- 11.8 inch cubic capacity
- Suitable for wood floor installations
- Ideal for residential and home offices
- Eliminates the need for extension cords
- Superior aesthetics – ideal for home offices and entertainment rooms
- 2.25" installation hole diameter

Drop-in floor box installation

Note: Turn power off before installation.

—
01 Cut 2⅜" hole through carpeting before using hole saw.
—
02 Drill hole in floor using hole saw.
—
03 Pull Romex™/ Loomex™ through floor.
—
04 Connect receptacle wires to Romex™/ Loomex™. Be sure to match wire color(s).
—
05 Secure wire clamp on bottom of tube.
—
06 Cover snaps into place. Use a small screwdriver to pry open cover to plug in appliance.
—
07 Align the three latches on the low-voltage plate with the three latch holes in the round floor box tube.
—
08 Remove receptacle by pressing three tabs located on side of tube.
* 15A, 120V tamper proof receptacle.

—
01

—
02

—
03

—
04

—
05

—
06



—
07

—
08

—
Installed



c UL us LISTED
E11461

Cat. No.	Cover	Description	Std. Ctn.	Std. Wt. (lb)
E971FBDI-2	Brass	Drop-in floor box with hole saw	5	6.5
E971FBDIB-2	Brass	Drop-in floor box without hole saw	20	17.6
E971FADI-2	Aluminum	Drop-in floor box with hole saw	5	5.1
E971FADIB-2	Aluminum	Drop-in floor box without hole saw	20	12.0

For wood subfloors

60W Series

Steel City 60W Series floor boxes provide single- and multi-gang solutions for wood subfloor applications.



Features and benefits:

- Up to three-gang configuration for high-capacity, multi-service installations
- Large KOs (¾" and 1") on gang for application flexibility
- Adjustable mounting brackets allow for various finished floor-material heights (hardwoods, tile or carpet -¾" max)
- Ideal for open-layout residential applications, school lay-out auditoriums or commercial office space
- Voltage dividers are included with multi-gang boxes to accommodate power, voice and data services in the same floor box
- Full range of metallic and nonmetallic cover and flange options

New construction (new work) applications

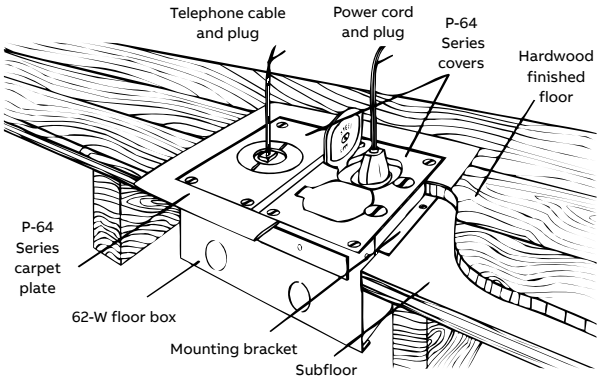

Retrofit construction (old work) application

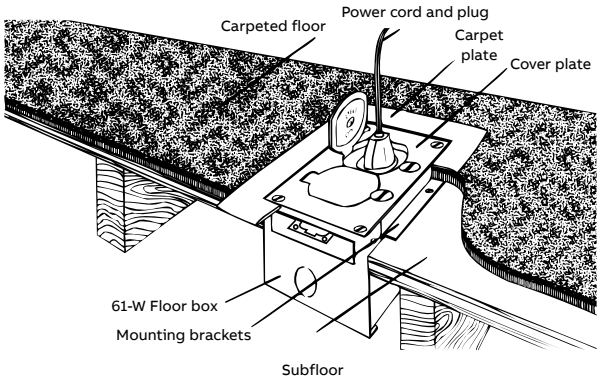

Cat. No.	Dimension	A (in.)	Capacity	Std. Ctn.
61W	1-Gang floor box for wood subfloors 3 11/16" Ends: (2) ½", (2) ¾" Bottom: (1) ½", (1) 1"	3 11/16	31 cu. in.	1
62W	2-Gang floor box for wood subfloors 7 1/16" Ends: (4) 1/2", (4) ¾" Bottom: (2) ½", (2) 1"	7 1/16	60 cu. in.	1
63W	3-Gang floor box for wood subfloors 10¼" Ends: (6) ½", (6) ¾" Bottom: (3) ½", (3) 1"	10¼	90 cu. in.	1

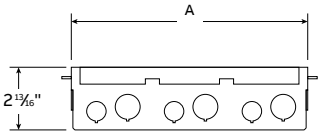

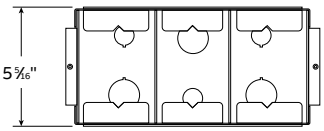

Metallic carpet plates

60W Series



P-64-CP



P-64-2G-CP



P-64-3G-CP

Cat. No.	Number of gangs	Outside Dimension (in.)	Material	Std. Ctn.
P64-CP	1	4⅝ x 6⅛	Brass	4
P64-CP-AL	1	4⅝ x 6⅛	Aluminum	4
P64-2G-CP	2	7⅝ x 6⅛	Brass	4
P64-2G-CP-AL	2	7⅝ x 6⅛	Aluminum	4
P64-3G-CP	3	10⅝ x 6⅛	Brass	4
P64-3G-CP-AL	3	10⅝ x 6⅛	Aluminum	4

Nonmetallic carpet plates

60W Series



P64P-CP

P64P-2G-CP

Features and benefits:

- Translucent polycarbonate material
- Textured finish
- To install LCP Series plates, remove trim ring and place inside. Replace trim ring on box

P64P-3G-CP

P64P-2LCP

P64P-2LCP

P64P-3LCP

Cat. No.	Number of gangs	Description	Finish	Std. Ctn.
P64P-CP-BLK	1	Single-gang carpet plate	Black	4
P64P-CP-GRY	1	Single-gang carpet plate	Grey	4
P64P-CP-BGE	1	Single-gang carpet plate	Beige	4
P64P-2G-CP-BLK	2	Two-gang carpet plate	Black	4
P64P-2G-CP-GRY	2	Two-gang carpet plate	Grey	4
P64P-2G-CP-BGE	2	Two-gang carpet plate	Beige	4
P64P-3G-CP-BLK	3	Three-gang carpet plate	Black	4
P64P-3G-CP-GRY	3	Three-gang carpet plate	Grey	4
P64P-3G-CP-BGE	3	Three-gang carpet plate	Beige	4
P64P-LCP	1	Single gang carpet plate	Clear	4
P64P-2LCP	2	Two gang carpet plate		
P64P-3LCP	3	Three gang carpet plate		

MopTite® Covers exceed UL/CSA Scrubwater exclusion requirements.

MopTite® carpet plates

60W Series

P-64-3/4-AL
3/4" & 2" dia plugs

P-64-2-5/8
2 5/8" dia. dia plug

P-64-DS
Duplex lift lids

P-64-DU
1 7/16" plug



P-64-GFCI
Cover plate GFCI flip lid

P-64-1/2
1/2" N.P.S. plug

P-64-3/4
3/4" N.P.S. plug

P-64-1
1" N.P.S. plug

P-64-1-1/4
1 1/4" N.P.S. plug

P-64-2
2" dia. plug

P-64-1/2-2
1 1/2" & 2" dia. plugs

Features and benefits:

- Polished brass finish
- Furnished complete with sealing gasket and #8-32 x 7/16" screws
- 3" x 4-1/2" outside dimension

Cat. No.	Description	Finish	Std. Ctn.
P-64-1/2	Cover plate 1/2" NPS plug	Brass	4
P-64-3/4	Cover plate 3/4" NPS plug	Brass	4
P-64-3/4-AL	Cover plate 3/4" NPS plug	Aluminum	4
P-64-1	Cover plate 1" NPS plug	Brass	4
P-64-1-AL	Cover plate 1" NPS plug	Aluminum	4
P-64-1-1/4	Cover plate 1 1/4" NPS plug	Brass	4
P-64-1-1/4-AL	Cover plate 1 1/4" NPS plug	Aluminum	4
P-64-2	Cover plate 2" UN plug	Brass	4
P-64-2-AL	Cover plate 2" UN plug	Aluminum	4
P-64-1/2-2	Cover plate 1/2" & 2" UN plug	Brass	4

MopTite® Covers exceed UL/CSA Scrubwater exclusion requirements.
For replacement plug, see page 127.

Cat. No.	Description	Finish	Std. Ctn.
P-64-1/2-2-AL	Cover plate 1/2" & 2" UN plug	Aluminum	4
P-64-3/4-2	Cover plate 3/4" & 2" UN plug	Brass	4
P-64-3/4-2-AL	Cover plate 3/4" & 2" UN plug	Aluminum	4
P-64-2-5/8	Cover plate 2 5/8" UN plug	Brass	4
P-64-2-5/8-AL	Cover plate 2 5/8" UN plug	Aluminum	4
P-64-DU	Cover plate duplex 1 7/16" plugs	Brass	4
P-64-DU-AL	Cover plate duplex 1 7/16" plugs	Aluminum	4
P-64-DS	Cover plate duplex lift lids	Brass	4
P-64-DS-AL	Cover plate duplex lift lids	Aluminum	4
P-64-GFCI	Cover plate GFCI flip lid	Brass	4
P-64-GFCI-AL	Cover plate GFCI flip lid	Aluminum	4

MopTite® nonmetallic covers

60W Series

Features and benefits:

- Furnished complete with sealing gasket and #8-32 x 1" screws
- 3" x 4-1/2" outside dimension

Cat. No.	Description	Color	Std. Ctn.
P64P-URC-BLK	Universal cover *	Black	4
P64P-URC-GRY	Universal cover *	Grey	4
P64P-URC-BGE	Universal cover *	Beige	4
P64P-BP-BLK	Blank cover	Black	4
P64P-BP-GRY	Blank cover	Grey	4
P64P-BP-BGE	Blank cover	Beige	4

MopTite® Covers exceed UL/CSA Scrubwater exclusion requirements.
* 5 pieces included, see picture above

Carlon round floor box systems

Three-way versatility for power, data and communications

Carlon round floor boxes give you the same cost-saving advantages over metal boxes as our rectangular boxes. By combining power, data and communications in the same box, you can dramatically reduce your installation time and cost compared to other nonmetallic boxes. In addition, multi-use covers mean fewer SKUs to deal with and greater jobsite flexibility to increase your savings further. Take a closer look at all their advantages.



Features and benefits:

- PVC construction, watertight gasket and corrosion-resistant hardware ensure long life and reliable performance, even in harsh and/or corrosive environments
- Covers are available for a variety of applications
- The same box depth simplifies ordering and reduces inventory
- Suitable for tile and carpet applications
- Cover options include: brass, stainless steel and nonmetallic (ivory, caramel, taupe, slate and brown)
- Concrete tight and suitable for any on-grade/below-grade application; concrete or wood floor construction approved
- Y-connector (E972Y) enables you to feed parallel runs of ¾" conduit or to feed in/out from the same side for increased wiring flexibility and faster installation
- PVC-molded ports and reducer plugs included
- Accepts ½", ¾" and 1" conduit, tubing or raceway
- UL/CSA scrubwater tested, approved for all types of finish flooring

Round floor box - Carlon round floor boxes enable various thicknesses of concrete pours. Trim out is easy – just use a handsaw to cut off box at desired height to accommodate carpet, tile or other flooring. Carlon leveling ring guarantees a level top every time, even if the box is tipped slightly during the pouring process.

LISTED
E11461

Cat. No.	Internal volume (cu. in.)	Min. concrete depth (in.)	Hubs (in.)	Reducer plugs (in.)	Std. Ctn.	Std. Wt. (lb)
E971FB	90.0 (15.5 per inch of depth)	3½	(2) 1 and (2) ¾	(2) 1 x ¾ and (2) ¾ x ½	10	15.6

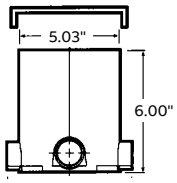

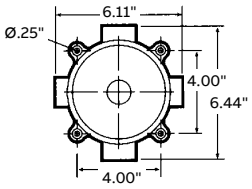

Brass and stainless steel covers

For round floor boxes

Features and benefits:

- Screws concealed under doors
- Rugged construction
- Coated with a light lacquer finish for extra protection
- Resistance to wear – suited for high-traffic areas
- Gasketed for watertight applications
- Available in four styles – single door, two door, NPS opening and two-door dual service
- For tile and carpet applications
- UL/CSA scrubwater tested
- Cover diameter: 5½"

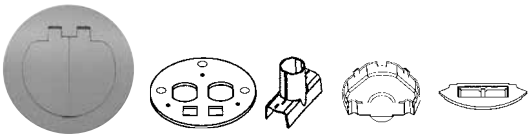

Two-door dual service (divider kit included)

c UL us LISTED E11461

Cat. No.	Cover	Devices	Std. Ctn.	Std. Wt. (lb)
E97BR2D	Brass	Duplex and two data ports	5	9.2
E97SS2D	Stainless steel	Duplex and two data ports	5	9.1

NPS opening

c UL us LISTED E11461

Cat. No.	Cover	Devices	Std. Ctn.	Std. Wt. (lb)
E97BRg	Brass	1¼" outlet and single receptacle	5	7.5
E97SSg	Stainless steel	1¼" outlet and single receptacle	5	8.1

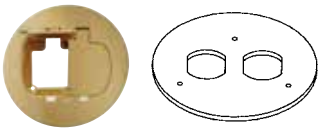

Two door

c UL us LISTED E11461

Cat. No.	Cover	Devices	Std. Ctn.	Std. Wt. (lb)
E97BR2	Brass	Duplex	5	7
E97SS2	Stainless steel	Duplex	5	7.7

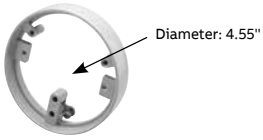

Cover adapter ring for use with metal covers

c UL us LISTED E11461

Cat. No.	Devices	Std. Ctn.	Std. Wt. (lb)
E97ABR2	One-piece metal cover adapter	5	9.2

Note: Carlon metal cover adapter ring (E97ABR2) is required with these covers (sold seperately).

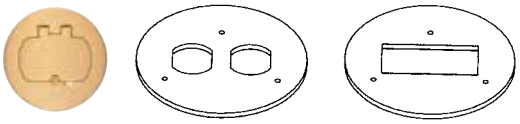

Single door

c UL us LISTED E11461

Cat. No.	Cover	Devices	Std. Ctn.	Std. Wt. (lb)
E97BR	Brass	GFCI and duplex	5	7
E97SS	Stainless steel	GFCI and duplex	5	7.9

Accessories

For round floor boxes

The multi-service divider kit for separate power, data and communications compartments provides unbeatable flexibility and money-saving installation speed. For use with nonmetallic boxes only.

Multi-service divider kit

LISTED E11461

Cat. No.	Std. Ctn.	Std. Wt. (lb)
E973K	10	3

The ¾" Y fitting provides for in-and-out service from a single 1" port, and provides two ¾" parallel conduit runs to adapt into a single-conduit body port

¾" Y fitting

LISTED E11461

Cat. No.	Std. Ctn.	Std. Wt. (lb)
E972Y	10	2.1

Reducer plugs

LISTED E11461

Cat. No.	Size (in.)	Std. Ctn.	Std. Wt. (lb)
E971C	¾ x ½	100	2.1
E971D	1 x ¾	100	3.2

Features and benefits:

- High impact-resistant thermoplastic
- Compatible with standard NEMA Duplex and 1¼" NPS receptacles
- Drill points (⅜") provided for low-voltage cable pass throughs
- 1¼" NPS plugs may be modified to accept smaller fittings (⅜", ½" and ¾")
- For tile and carpet applications
- UL/CSA scrubwater tested, approved for all types of finish flooring
- Cover diameter: 5.7''

Caramel

Slate

Ivory

Taupe

Brown

Duplex covers

LISTED E11461

Cat. No.	Color	Description	Std. Ctn.	Std. Wt. (lb)
E97DSI	Ivory	Duplex cover	10	5.2
E97DSC	Caramel	Dulpex cover	10	5.7
E97DST	Taupe	Duplex cover	10	5.7
E97DSS	Slate	Duplex cover	10	5.6
E97DSB	Brown	Duplex cover	10	5.8

1¼" NPS covers

LISTED E11461

Cat. No.	Color	Description	Std. Ctn.	Std. Wt. (lb)
E97SSRB	Brown	NPS cover	10	3.8
E97SSRC	Caramel	NPS cover	10	3.8
E97SSRS	Slate	NPS cover	10	3.8

Clear cover carpet ring

Cat. No.	Color	Std. Ctn.	Std. Wt. (lb)
E97CCR	Clear	10	1.2

Others and accessories

Retractable work surface receptacle

Concealed receptacle provides safe and convenient desktop power

With the variety of electronics and powered devices today, convenient power outlets in the home and office are critical. While phone chargers, laptops, appliances and other devices are typically located on work surfaces, outlets are often located underneath the work surface, along the wall or on the floor. Repeatedly accessing these outlets is an inconvenience and poses safety hazards.

The Carlon retractable work surface receptacle provides a convenient outlet right where you need it. A hole saw is included that attaches to your power drill to quickly mount the receptacle in a counter, desk or similar work surface. A 6-ft. cord connects to an existing wall or floor outlet, so no wiring is required. Simply pull up the receptacle's cover to raise the unit above the work surface and plug in a device. When not in use, push the cover down to store the receptacle below the work surface. The nonmetallic cover is black to complement most home or office decor.

Features and benefits:

- Provides easy access to a power outlet – simply pull up the receptacle to plug in a device
- 6-ft. cord plugs into an existing floor or wall outlet
- Receptacle remains hidden below work surface when not in use
- Compact design occupies minimal space both when recessed and while in use
- Rotated receptacle orientation accommodates oversized power adapters
- Hole saw included
- cULus Listed, File Number E340129 (per UL® 962A, Furniture Power Distribution Units)

Cat. No.	Description	Std. Ctn.
RWSR	Recessed pull-up receptacle, black, 6 ft. cord with three-prong plug	1

Communication accessories

Rectangular/Duplex adapters

OPODEC1-WH

OPODEC2-WH

OPODEC3-WH

OPODEC4-WH*

OPODEC6-WH*

OPOD4-WH

OPODEC-XLRF-WH

OPODEC-XLRM-WH

OPODEC-VGA-WH

Rectangular/duplex adapters for use with standard floor box device plates

Cat. No.	Description	Std. Ctn.
OPODEC1-WH	Rectangular adapters for GFCI device plate, 1-port, keystone, white	5
OPODEC2-WH	Rectangular adapters for GFCI device plate, 2-port, keystone, white	5
OPODEC3-WH	Rectangular adapters for GFCI device plate, 3-port, keystone, white	5
OPODEC4-WH*	Rectangular adapters for GFCI device plate, 4-port, keystone, white	5
OPODEC6-WH*	Rectangular adapters for GFCI device plate, 6-port, keystone, white	5
OPOD4-WH	Duplex adapter, 4-port, keystone, white	10
OPODEC-XLRF-WH	Rectangular adapters, female XLR microphone jack, solder leads, white	5
OPODEC-XLRM-WH	Rectangular adapters, male XLR microphone jack, solder leads, white	5
OPODEC-VGA-WH	Rectangular adapters, VGA connector, female-to-female, white	5

* Special installation note: When using these AV connectors with OPODEC4-WH & OPODEC6-WHrectangular adapters, only a blank insert (OPAB-WH) can be used in the same horizontal row. Trim the ears off one side of the Blank Insert and install prior to installing the AV connector in the row.

Keystone

Inserts

OPJDU5EL-WH

OPJU6L-WH

OPJV6C-WH

OPARCAW*

OPARCAR*

OPARCAY*

OPAS-WH*

OPAB-WH

Keystone inserts for data, voice and audio visual applications

Cat. No.	Description	Std. Ctn.
OPJDU5EL-WH	CAT5e data jack, keystone, white	5
OPJDU6L-WH	CAT6 data jack, keystone, white	5
OPJV6CL-WH	Phone jack, 6-conductor, keystone, white	5
OPARCAW*	RCA connector – white, recessed, keystone, female-to-female	5
OPARCAR*	RCA connector – red, recessed, keystone, female-to-female	5
OPARCAY*	RCA connector – yellow, recessed, keystone, female-to-female	5
OPAS-WH	S-Video connector, 4-Pin, recessed, keystone, female-to-female, white	5
OPAB-WH	Blank insert, keystone, white	25

* Special Installation Note: When using these AV connectors with OPODEC4-WH & OPODEC6-WH Rectangular Adapters, only a Blank Insert (OPABL-WH) can be used in the same horizontal row. Trim the ears off one side of the Blank Insert and install prior to installing the AV connector in the row.

Keystone

Data accessories

Keystone Category 5e Jacks

Cat. No.	Description	Std. Ctn.
OPJNUD	CAT5e Slim-Line UTP Jack, 568A/568B Wiring, Dual 110/Krone IDC, black	25
OPJNUD-IV	CAT5e Slim-Line UTP Jack, 568A/568B Wiring, Dual 110/Krone IDC, ivory	25
OPJNUDBL	CAT5e Slim-Line UTP Jack, 568A/568B Wiring, Dual 110/Krone IDC, blue	25
OPJNUDOW	CAT5e Slim-Line UTP Jack, 568A/568B Wiring, Dual 110/Krone IDC, off white	25
OPJNUDWH	CAT5e Slim-Line UTP Jack, 568A/568B Wiring, Dual 110/Krone IDC, white	25

Keystone RJ11 Voice Jacks

Cat. No.	Description	Std. Ctn.
OPJ6CVBK	6 Wire RJ11/RJ12 Voice Jack, black	25
OPJ6CVIV	6 Wire RJ11/RJ12 Voice Jack, ivory	25
OPJ6CVWH	6 Wire RJ11/RJ12 Voice Jack, white	25

Replacement parts & accessories for 68, 600, 640, 740 and 840 Series

1-, 2-, 3-Gang

692

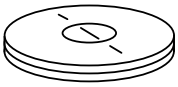
695

695

Floor plate plug inserts

Cat. No.	Size or description	Std. Ctn.
690-SC	½"–14" NPS thread	4
691-SC	¾"–14" NPS thread	4
692-SC	1"–11½" NPS thread	4
692-AL	1"–11½" NPS thread	4
693-SC	1¼"–11½" NPS thread	4
694	2"–20" UN thread	4
694-AL	2"–20" UN thread	4
695	½"–2"	4
695-AL	½"–2"	4
696-SC	¾"–2"	4
697*	2⅝"–20" UN 2A thread	4
697-AL	2⅝"–20" UN 2A thread	4
698*	1 7/16" for duplex P-60-DU	4
698-AL	1 7/16" for duplex P-60-DU	4

* CSA Not applicable.

Gaskets for floor plate assemblies

Cat. No.	Description for use with:	Std. Ctn.
SP650	P-64 Series floor plate assemblies	4
SP651	P-64-DU floor plate assemblies	10
SPP-64-DS-P2	P-64-DS floor plate assemblies	4

Seating plates for receptacles – steel

Cat. No.	Description for use with:	Std. Ctn.
640	P-64-2, P-64-1/2-2, P-64-3/4-2 floor plate assemblies	4
638	P-64-DS and P-64-DU floor plate assemblies	1

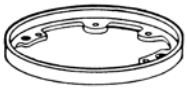

Tile trims

Cat. No.	Description	Std. Ctn.
600-4-FL-AL	Aluminum	4
600-4-FL	Brass	4

Notes

Notes

—

Regional Sales Offices

Atlantic Provinces
Tel.: +1 (902) 450 1307
Toll Free: +1 (877) 862 4357
Fax: +1 (902) 450 1309

Quebec
Tel.: +1 (450) 466 1102
Toll Free: +1 (800) 465 1399
Fax: +1 (450) 466 1163

Ontario
Tel.: +1 (905) 635 7888
Toll Free: +1 (877) 291 7771
Fax: +1 (905) 635 7889

Manitoba / Saskatchewan
Tel.: +1 (604) 598 9811
Toll Free: +1 (866) 540 8220
Fax: +1 (604) 598 9840

Alberta
Tel.: +1 (780) 424 7092
Toll Free: +1 (888) 664 5666
Fax: +1 (780) 424 7093

British Columbia
Tel.: +1 (604) 598 9811
Toll Free: +1 (866) 540 8220
Fax: +1 (604) 598 9840

Additional information
We reserve the right to make technical changes or modify the contents of this document without prior notice. With regard to purchase orders, the agreed particulars shall prevail. ABB Inc. does not accept any responsibility whatsoever for potential errors or possible lack of information in this document.

We reserve all rights in this document and in the subject matter and illustrations contained therein. Any reproduction, disclosure to third parties or utilization of its contents – in whole or in parts – is forbidden without prior written consent of ABB Inc.