



—
new.abb.com/low-voltage





HyLED

Emergency lighting

Whatever direction you go

HyLED

Escape route lighting

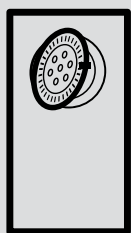
With tough, sealed cases and a 360 degrees turnable lamp unit, HyLED emergency lighting will light your way through trouble even from a height. The powerful 1,000 lumen LED array reach the floor from more than 15 metres up. The various mounting options in combination with the high IP rating and strong lumen output on high ceilings make HyLED efficient in practical, industrial environments. HyLED – emergency lighting that can light the way whichever way you go.



Watch the video

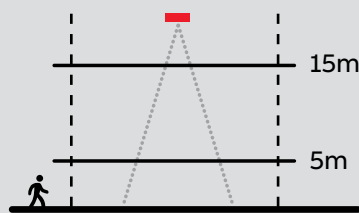
HyLED Streamlined range

360 degrees turntable
lamp unit



HyLED Increased safety

High ceilings
even above 15 metres





HyLED escape route lighting

Whatever direction you go

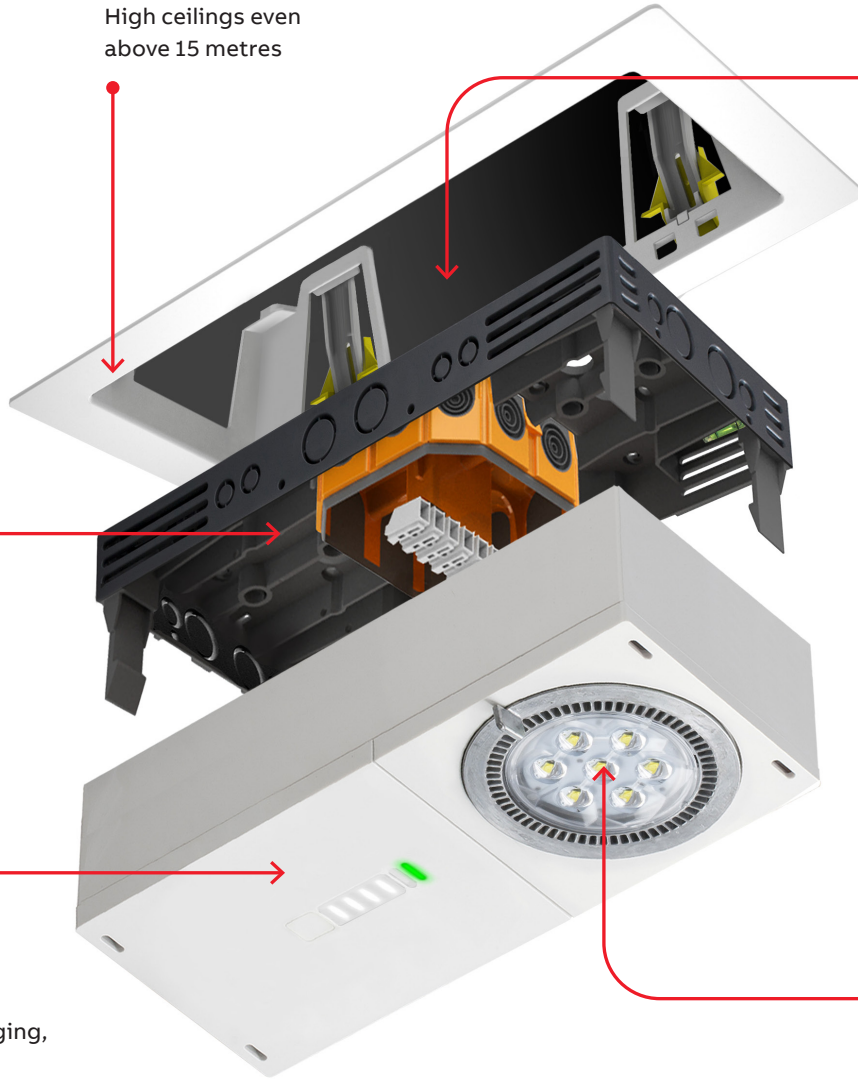
Sealed IP65
cabling system

High ceilings even
above 15 metres

Recessed kit,
easy to install

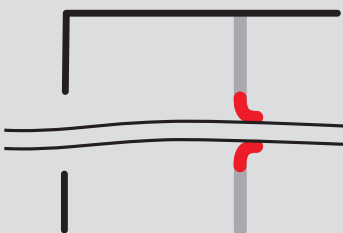
Mounting flexibility -
Cable tray, pillar, hanging,
ceiling and walls

360 degrees
turntable lamp unit



HyLED Harsh environments

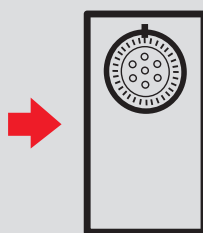
Sealed IP65 cabling system



HyLED Easy to install

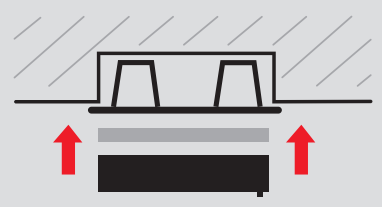
Mounting flexibility

Cable tray
Pillar
Hanging
Ceiling
Walls



HyLED Recessed kit

Easy to install,
mounting flexibility



HyLED

Powerful & reliable



Energy efficient, high output LED luminaire

- 360 degrees turnable lamp unit, steady in position
- High ceilings industrial environments
- Sealed IP65 loop in, loop out cabling system
- Mounting and assembly flexibility onto pillars, ceilings, etc.



Luminaire

Order code	Description	Input voltage	Lamp type	Lamp output (lm)	Power consumption (VA/W)	Operation / duration (hrs)	Environment temp. (°C)	Weight (kg)
CTHY3LA2	HY-LED CT-M/NM3 OA GY PC IP65	220-240 AC 50Hz	1 x LED 3.5W	400	15 / 7	3	0-25	1.7
CTHY3LE2	HY-LED CT-M/NM3 ESC GY PC IP65	220-240 AC 50Hz	1 x LED 3.5W	400	15 / 7	3	0-25	
HY1LA2HF	HY-LED 230V50HZ HF OA PC IP65	220-240 AC/DC 0-60Hz	1 x LED 7W	1000	15.5 / 14	230V	0-40	
HY1LA2LTC	HY-LED 230V50HZ LTC OA PC IP65	220-240 AC 50/60Hz	1 x LED 7W	1000	15.5 / 14	230V	0-40	
HY1LE2HF	HY-LED 230V50HZ HF ESC PC IP65	220-240 AC/DC 0-60Hz	1 x LED 7W	1000	15.5 / 14	230V	0-40	
HY1LE2LTC	HY-LED 230V50HZ LTC ESC PC IP65	220-240 AC 50/60Hz	1 x LED 7W	1000	15.5 / 14	230V	0-40	
HY3LA2	HY-LED M/NM3 OA GY PC IP65	220-240 AC 50Hz	1 x LED 3.5W	400	15 / 7	3	0-25	
HY3LE2	HY-LED M/NM3 ESC GY PC IP65	220-240 AC 50Hz	1 x LED 3.5W	400	15 / 7	3	0-25	

60 hrs charge at first commissioning, 24 hrs re-charge thereafter. Slave versions available with LTC.

Accessories

Order code	Description
HY-MBK	Wall mounting/coupling bracket kit
HY-RKIT	Recessing kit

