

TECHNICAL DATA SHEET

Stanilite®

Platinum batten LED weatherproof Nexus® - 4 foot



Range

Platinum range

Product group

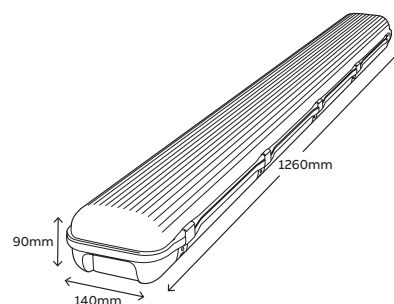
Batten LED



Features

- Typically 3,500 lumens on mains AC operation, 600 lumens in emergency operation
- Weatherproof rating IP65
- IK08 impact rating
- Ceiling, wall mount or suspension mounting (wall mount requires optional 45° mounting brackets)
- Higher wall mount classification using optional wall mount brackets
- Long LED life 75,000 hours
- Colour temperature 4,000K
- Higher colour rendering index CRI>80
- Mains terminal block accepts up to 2.5mm² cable
- Advanced charging technology combined with Lithium iron phosphate battery for long life and low maintenance
- External mounting clips for ease of installation
- Stainless steel diffuser clips
- High efficiency frosted polycarbonate diffuser
- AC efficacy typically 121 lumens/watt
- Ambient operating temperature; +10°C to +40°C
- Nexus monitored, wireless
- RF frequency range 920 - 925 MHz

Catalogue no.	Description
Nexus products	
SGPBLWRF35LM	Platinum batten LED weatherproof Nexus RF 3500 lumens maintained
Accessories	
21-PCCSBLW	Polycarbonate clips
26-PBMD001	Wall mount bracket pair 45°
PBLWSS316-KIT	SS316 marine grade accessory kit (includes diffuser clips x 10, suspension clips x 2, mounting bracket x 2 and M4 x 8 screws x 2)
Spare parts	
03-01307P	Battery LiFePO4 6.4V 3.2Ah

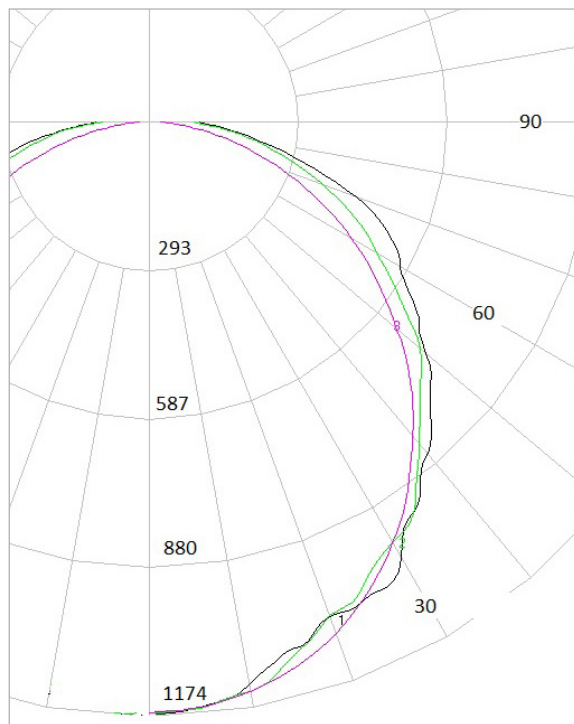


Dimensions			
	Length	Width	Bare height
	1260mm	140mm	90mm
Weight			
	Model	Weight	
	Nexus RF	3.2kg	
Construction			
	Part	Construction	
	Reflector	Powder coated steel	
	Body and diffuser	Polycarbonate	
	Clips	Stainless steel	

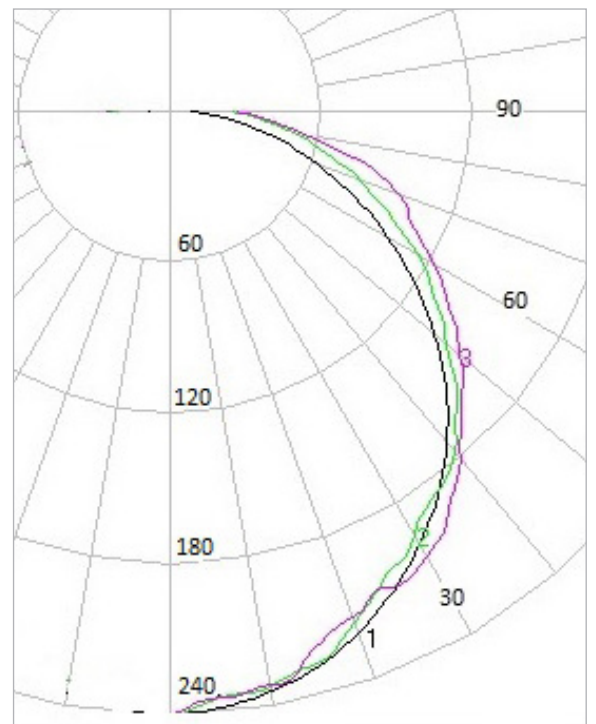
Light source				
	Model	Light source		
	Nexus RF	LED strips		
Power consumption				
	Model	Normal	S/A off	Standby
	Nexus RF	30.5W	1W	N/A
Note: Preliminary results				
Photometrics				
	Model	Class	Classification	
	Nexus RF ceiling mount	C0	D80	
		C90	D63	
	Nexus RF wall mount 45°	C0	D100	
		C90	D80	
Note: Preliminary results				

Note:
 – Complies to IEC60598.2.22 and AS2293

AC polar diagram



EM polar diagram



Note on AC/EM polar diagrams:
 – Legend C0:1 black, C45.2 green, C90:3 cyan
 – Two plane symmetry C0:C90