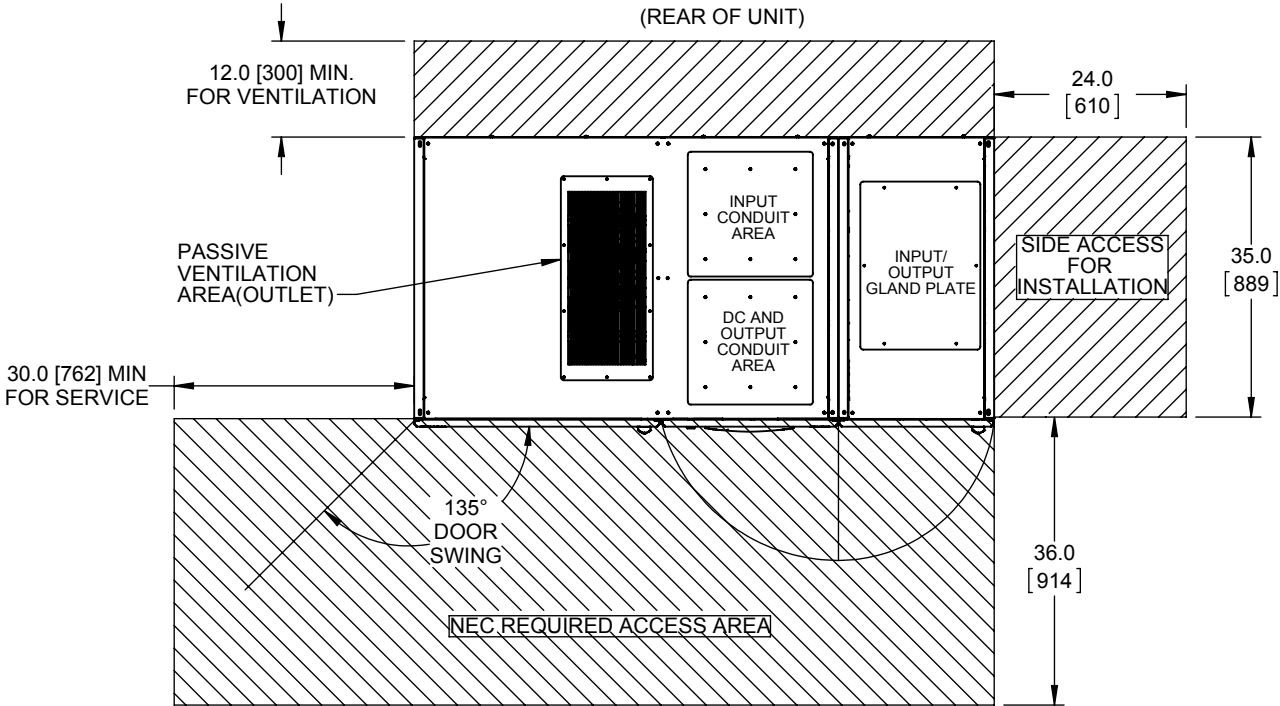
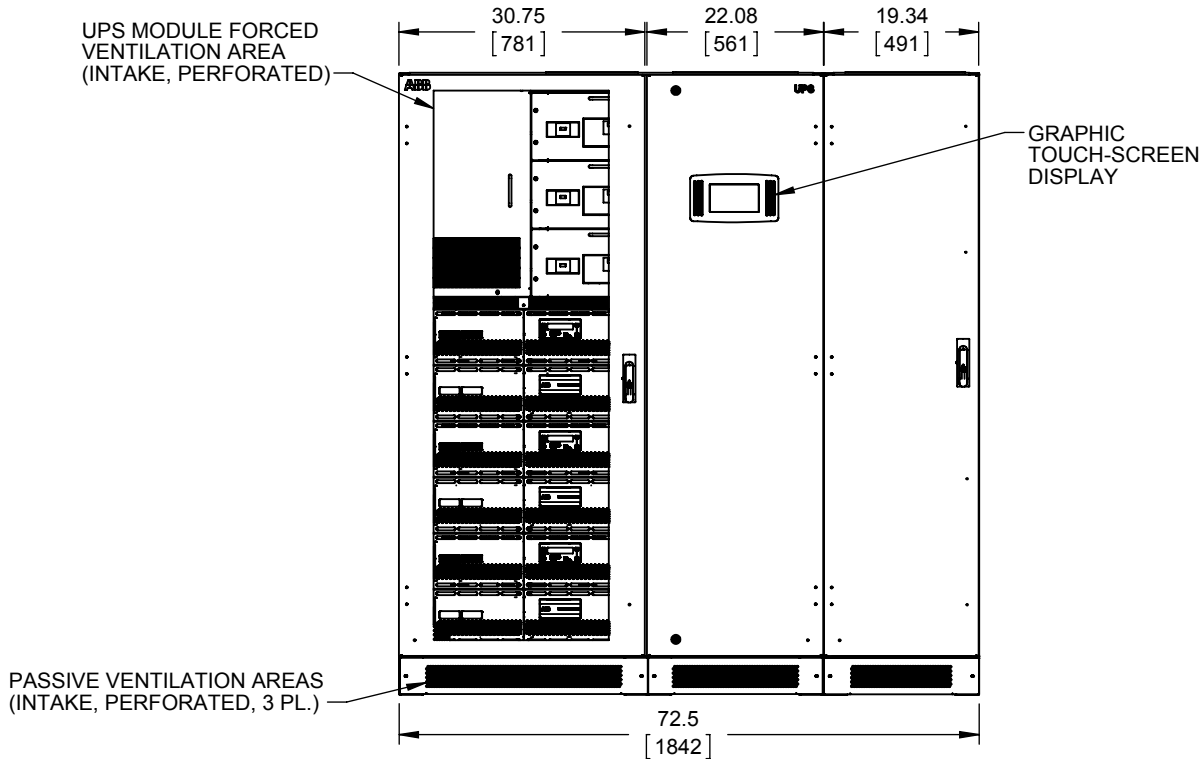


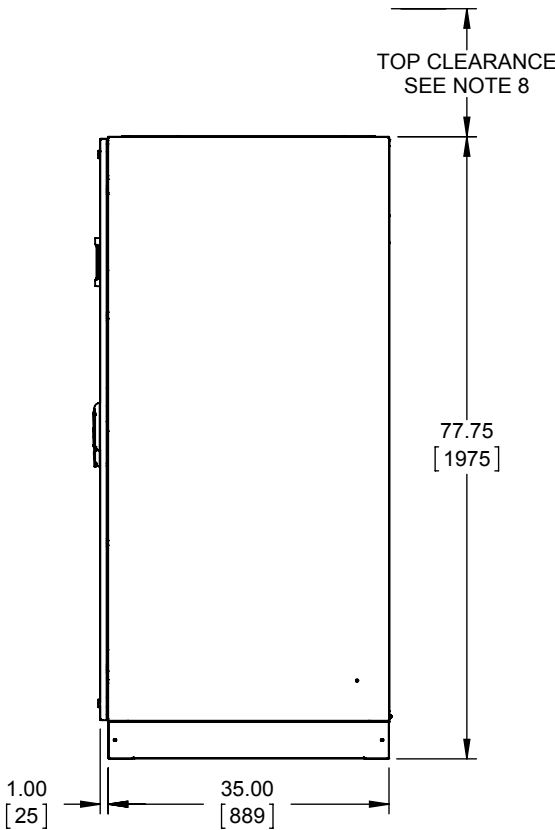
We reserve all rights in this document and in the information contained therein. Reproduction, use or disclosure to third parties without express authority is strictly forbidden. © Copyright 2014 ABB.



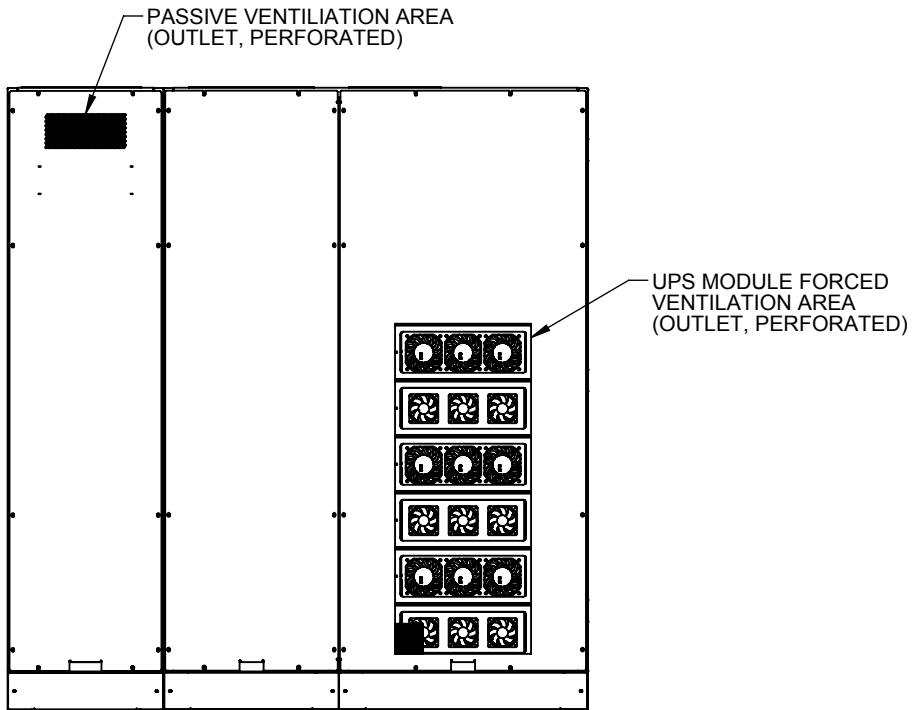
PLAN VIEW



FRONT VIEW



SIDE VIEW



REAR VIEW

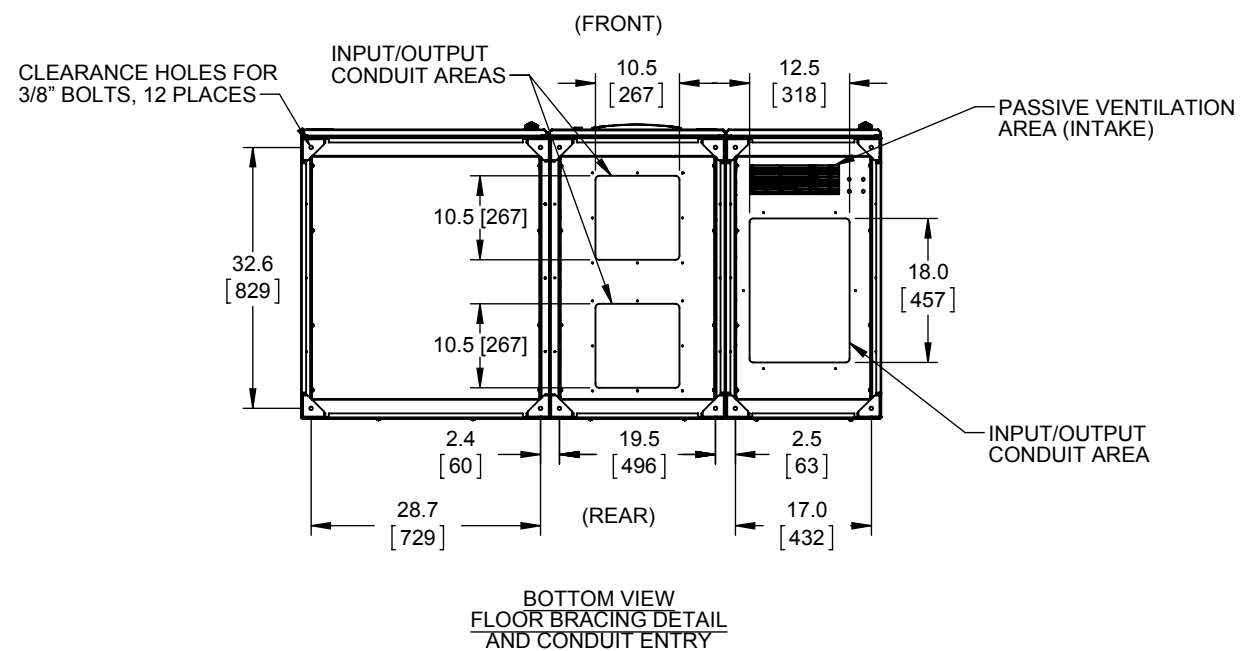
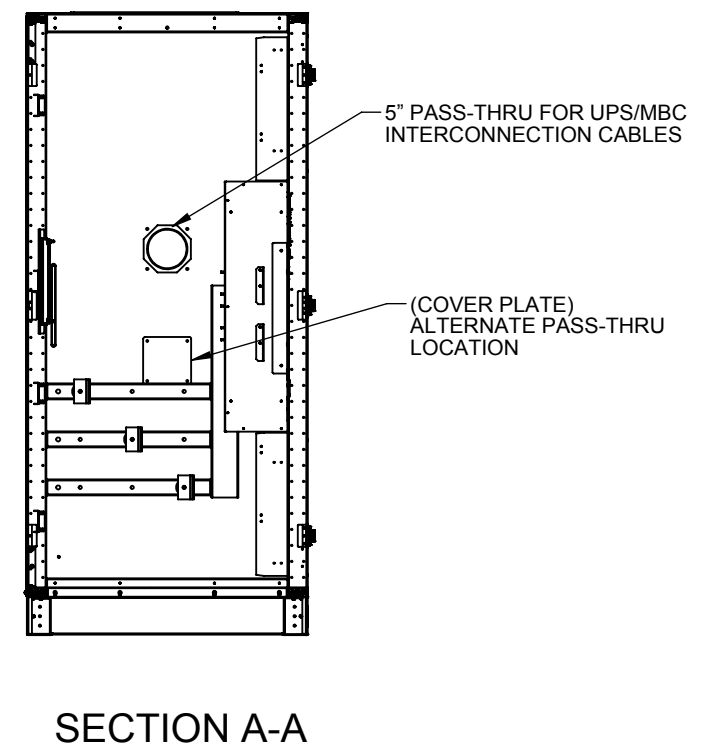
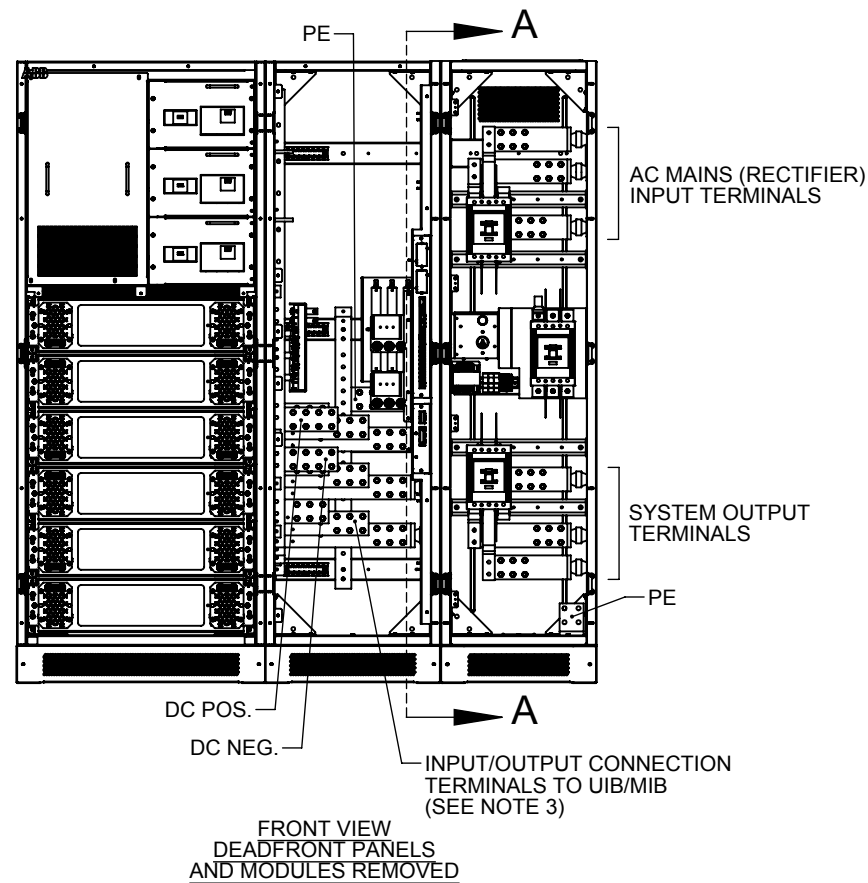
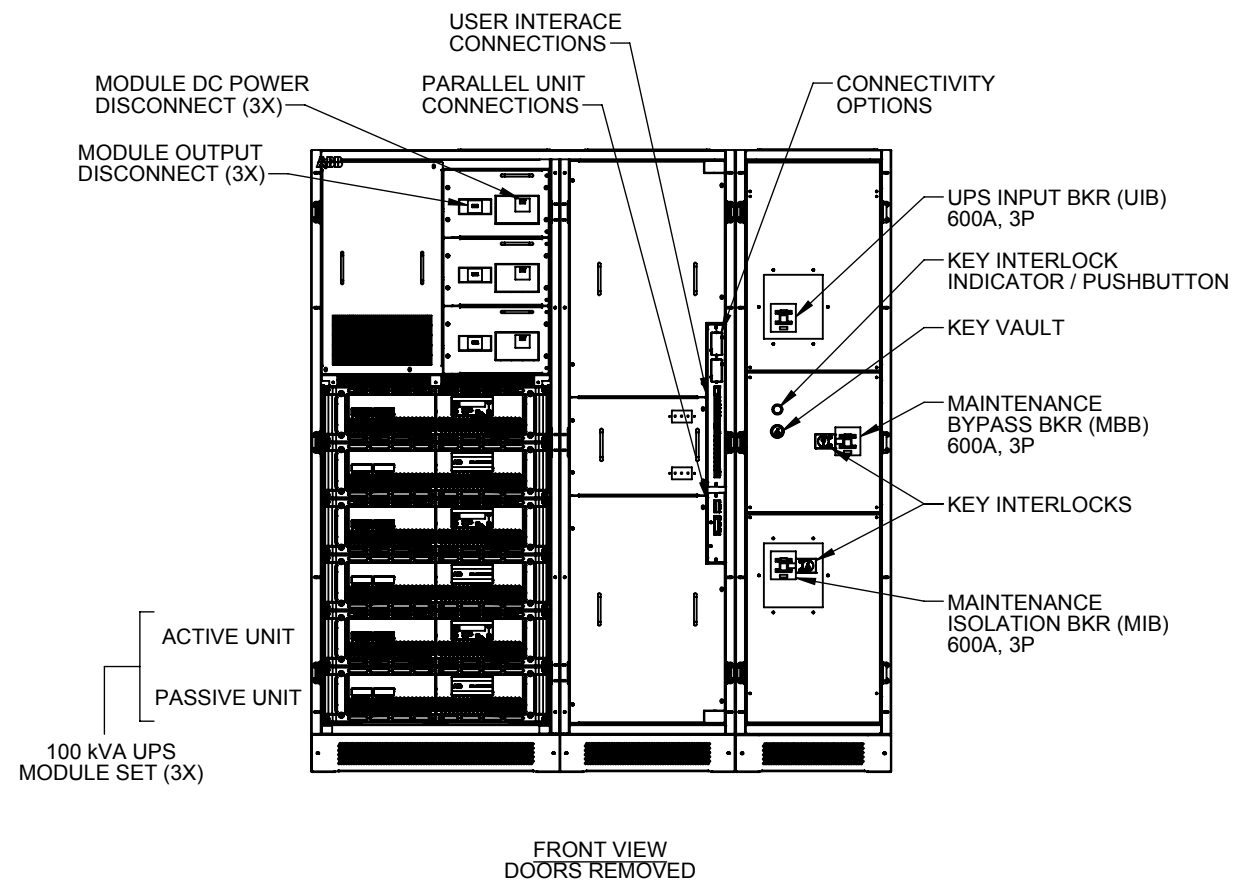
NOTES:

1. INSTALLATION SHALL COMPLY WITH ALL APPLICABLE NATIONAL, STATE, AND LOCAL CODES.
2. REFER TO PRODUCT DOCUMENTATION FOR ADDITIONAL DETAILS PRIOR TO SITE PREPARATION OR INSTALLATION.
3. CABINET CONSTRUCTION: NEMA 1 (IP20) ENCLOSURE, 14 GA. STEEL FRAME, 16 GA. STEEL PANELS.
4. FINISH: OUTER PANEL, POWDERCOAT . MIDNIGHT BLACK WRINKLE.  
REAR AND INSIDE PANELS, GALVANIZED ZINC ELECTROPLATE.
5. TOTAL WEIGHT: 2394 LB (1086 kg).
6. CABLE ENTRY TOP OR BOTTOM, AS CONFIGURED PER CUSTOMER SPECIFICATION (TOP ENTRY SHOWN).
7. FRONT ACCESS ONLY FOR SERVICE AND MAINTENANCE.
8. MINIMUM 16" [400mm] TOP CLEARANCE REQUIRED FOR VENTILATION, IF THERE IS NO SIDE ACCESS.
9. DO NOT BLOCK VENTILATION AREAS.
10. BUSBAR TERMINALS FURNISHED WITH NEMA 2-HOLE LANDINGS, 1.75" SPACING 1/-13 UNC THREAD.
11. DESIGNED FOR CABLE SIZES UP TO:  
INPUT, OUTPUT: 2X 500 MCM, OR 3X #4/0 AW  
DC BATTERY: 3X 500 MCM
12. OPERATING TEMPERATURE: 0 TO 40°C.

Material <b>SEE NOTES</b>		Finish <b>POWDERCOAT - SEE NOTES</b>	Prepared <b>P. Diaz</b>	Title <b>MECHANICAL OUTLINE Conceptpower DPA500 Modular UPS With Bypass 300kVA, 480VAC, UL Listed</b>	Revision Table			
Tolerances X.XX = ±.03 X.XXX = ±.015		Unless Otherwise Specified: Inside bend radius equals one material thickness. Remove all burrs and sharp edges.	Approved <b>P. Diaz</b>		Units <b>Inch</b>	Sheet Size <b>B</b>	Scale <b>1:24</b>	
Hole $\phi$ = ±.005 Angle = ±1/2°		Part must comply with company document 94-10-000001. Interpret drawing in accordance with ASME Y14.5-2009.	Division/Dept. <b>DMPC/Power Protection</b>		Item ID <b>94-9200-00000105</b>	Item Rev. <b>A00</b>	Date Drawn <b>10/24/2016</b>	Page <b>1 / 2</b>
					Document Kind <b>DetailDrawing</b>	Document ID <b>94-9200-00000105</b>	Doc. Rev. <b>A00</b>	

A00	--	PD	INITIAL RELEASE	11/08/2016
Rev.	ECN#	Resp.	Description	Date

We reserve all rights in this document and in the information contained therein. Reproduction, use or disclosure to third parties without express authority is strictly forbidden. © Copyright 2014 ABB.



NOTES:

1. INSTALLATION SHALL COMPLY WITH ALL APPLICABLE NATIONAL, STATE, AND LOCAL CODES.
2. ANCHORING AND CONDUIT DIMENSIONS ARE GIVEN FOR REFERENCE ONLY. REFER TO PRODUCT DOCUMENTATION FOR ADDITIONAL DETAILS PRIOR TO SITE PREPARATION OF INSTALLATION.
3. WHEN BYPASS CABINET IS LOCATED NEXT TO UPS, CUSTOMER CABLE OPTION MAY BE CHOSEN. KIT IS SUPPLIED WITH SIDE PANELS FITTED WITH PASS-THRU HOLES AND CHASE NIPPLE. (SEE SECTION A-A)2