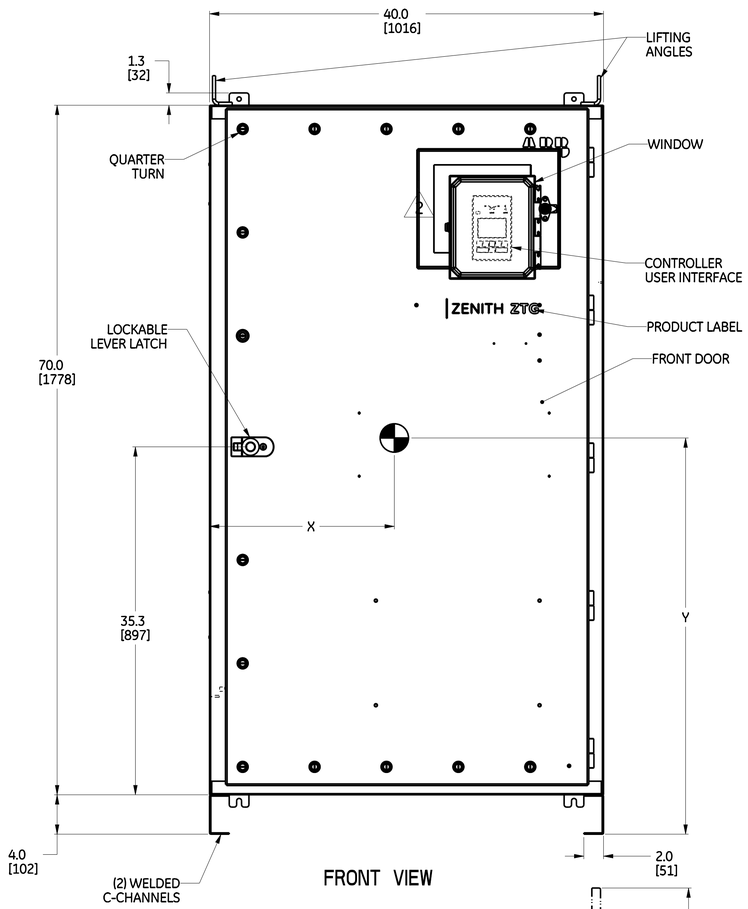
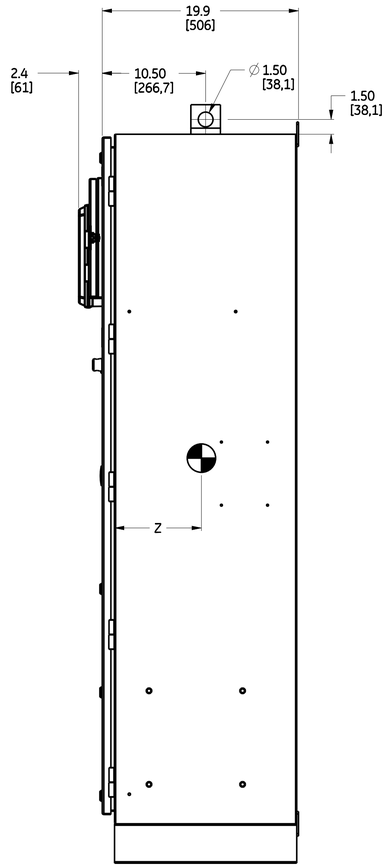
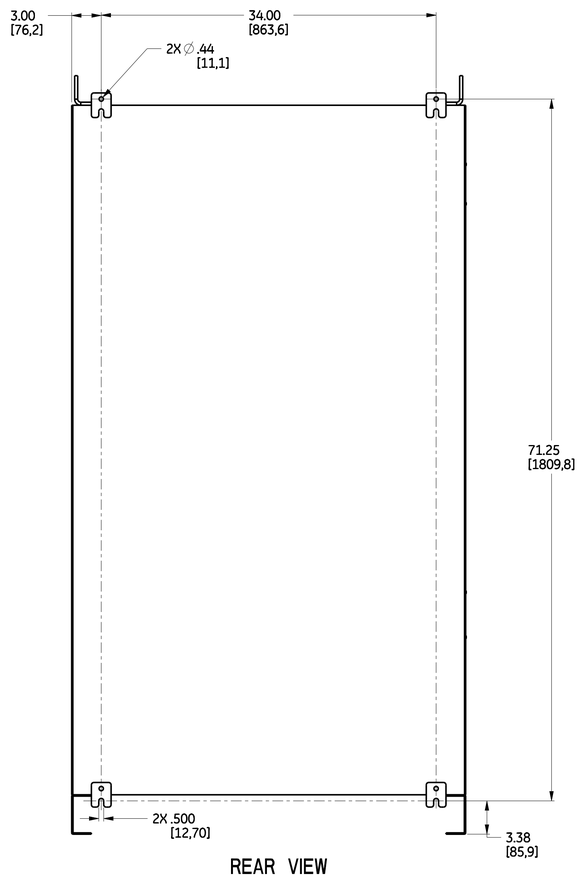
3D Model is the Master Document of Record
Article or Material Must Conform to REACH Procedure S1000000 Sec 1.9
Article or Material Must Conform to RoHS Procedure S1000000 Sec 1.3
Part Must Conform to S1000000 Sec 4, Toxicity Procedure
Geometric Dimensioning & Tolerancing as per ASME Y14.5-2009



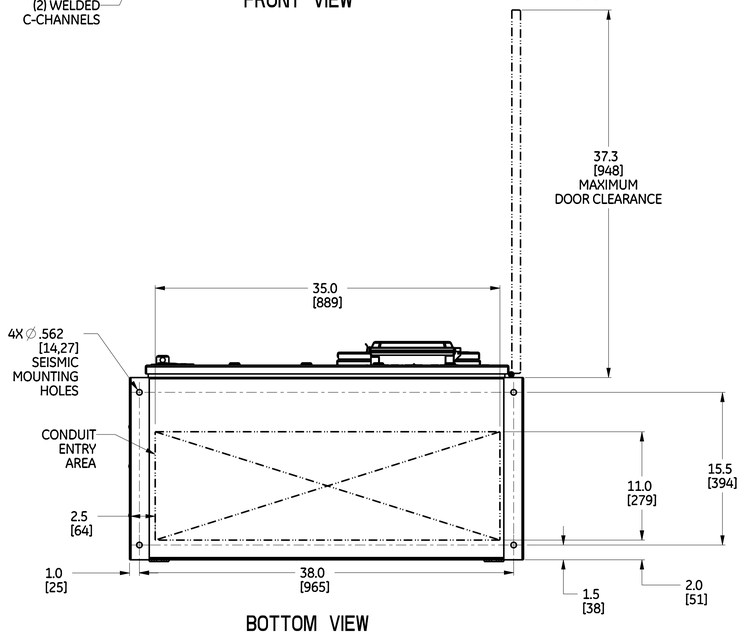
FRONT VIEW



SIDE VIEW



REAR VIEW



BOTTOM VIEW

AMP	POLE	CONTROLLER TYPE	CABINET #	LUG RANGE	WEIGHT	CENTER OF GRAVITY IN(MM)		
					LB(KG)	X	Y	Z
800-1200A	3	SEE TABLE A	F-2017MPX	QTY 4 2 AWG-600 KCMIL	522(237)	20.4 (518)	38.6 (980)	9.6 (244)
	4				555(252)			

TABLE A - HMI

TYPE	TRANSITION	LEVEL	PART NO.
ZTX	OPEN	2	OXAMII-L2
ZTG	OPEN	3	OXAMII-L3
ZTGD	DELAYED	3	OXBMII-L3

NOTES
1. ENCLOSURE : NEMA-4X TYPE, FREE STANDING, FLOOR MOUNT.
2. MATERIAL:12 GA (.105) 304 SS REF.
3. FINISH : ANSI 61 GREY
4. CONSTRUCTION PER UL 1008 STANDARD.
5. FRONT ACCESSIBLE UNIT. NO SIDE OR REAR ACCESS REQUIRED.
6. SUITABLE WIRE BENDING SPACE PROVIDED PER THE SAFETY AGENCY STANDARDS.
7. UL AND CSA RECOGNIZED/CERTIFIED MECHANICAL LUGS ARE STANDARD.
8. EQUIPMENT GROUND LUG IS PROVIDED IN ALL UNITS. REFER TO SHEET 2 FOR DETAILS.
9. ALL DIMENSIONS ARE FOR REFERENCE ONLY AND SHOWN IN INCHES(MILLIMETERS).
10. 100% RATED SOLID/SWITCHED NEUTRAL PROVIDED PER THE SWITCH CONFIGURATION.
11. SUITABLE FOR TOP AND/OR BOTTOM CABLE ENTRY.

SEISMIC NOTES:

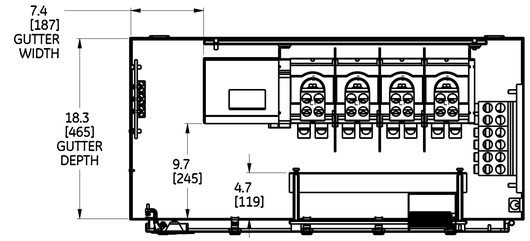
1. BOLT ENCLOSURE FROM C-CHANNEL BASE USING THE FOLLOWING SEISMIC CERTIFIED MOUNTING HARDWARE PER MOUNTING HOLE: (HARDWARE PROVIDED BY INSTALLER).
   - 1/2-13 GRADE 5 BOLT TORQUE TO 70 FT-LBS. (95 NEWTON METERS).
   - 1/2-13 STANDARD FLAT WASHER.
   - 1/2 (13) HELICAL SPRING LOCK WASHER.
2. CENTER OF GRAVITY DIMENSIONS ARE FOR REFERENCE ONLY.
3. FOR WORKING CLEARANCE REFER TO NATIONAL AND LOCAL CODES AND STANDARDS.

ABB PROPRIETARY AND CONFIDENTIAL INFORMATION
The information contained in the document has to be kept strictly confidential.
Any unauthorized disclosure, duplication or use of the information is strictly forbidden.
ABB reserved all rights regarding intellectual Property Rights.
Copyright 2021 /ABB/. All rights reserved

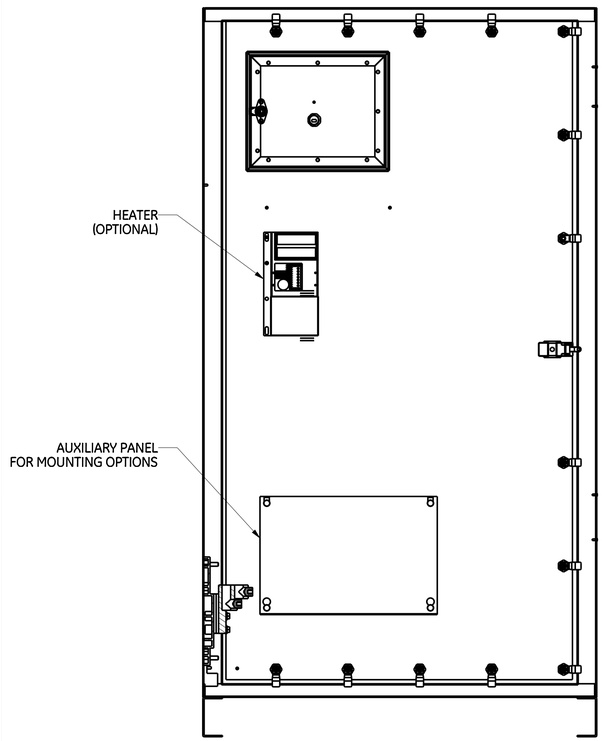
Third Angle Projection

DRAWING FILE 50C-1071	MODEL FILE 50C-1071	ABB	
DATE MODIFIED 08-Apr-21 06:43:13 PM	DESIGNED BY DV		
Calculated for: VOLUME 0.000 in^3	CN# C112585	APPROVED BY SR	TITLE TruONE LAYOUT, 800A/1200A NEMA 4X
	◇ Critical to Quality Characteristic		
MASS 0.000 lbm	MATERIAL SPECIFICATION ----	FINISH SPECIFICATION ----	UNITS in / LOCAL TITLE ----
UNLESS OTHERWISE SPECIFIED	MATERIAL DESCRIPTION ---		SIZE D / ROOT NUMBER 50C-1071 / REV 2 / RELEASE STATE Released
TOLERANCE ON: 1 PL DECIMALS = 0.1; 2 PL DECIMALS = 0.02; 3 PL DECIMALS = 0.005; ANGLES = 1.0	FINISH DESCRIPTION ---		SCALE 13:100 / PRODUCT LINE ZTX/ZTG(D) / SHEET 1 of 2

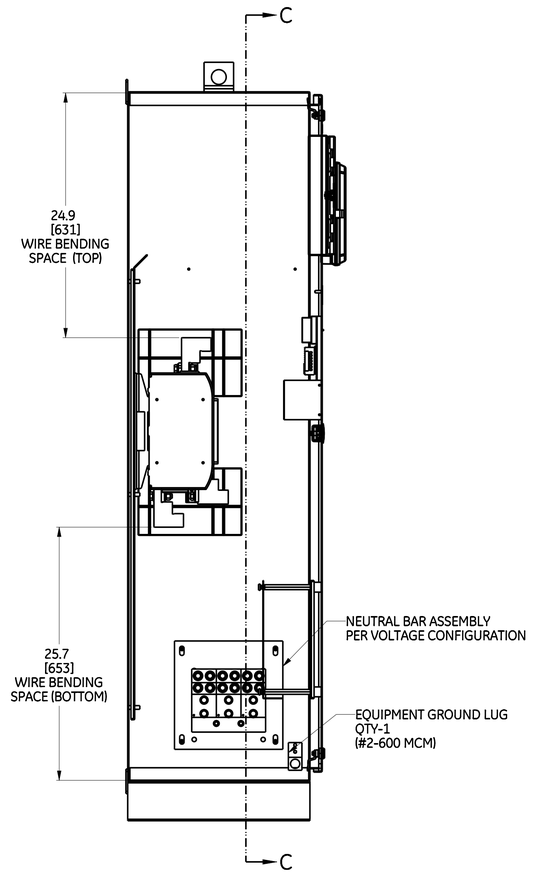
us_3rd_d.frm



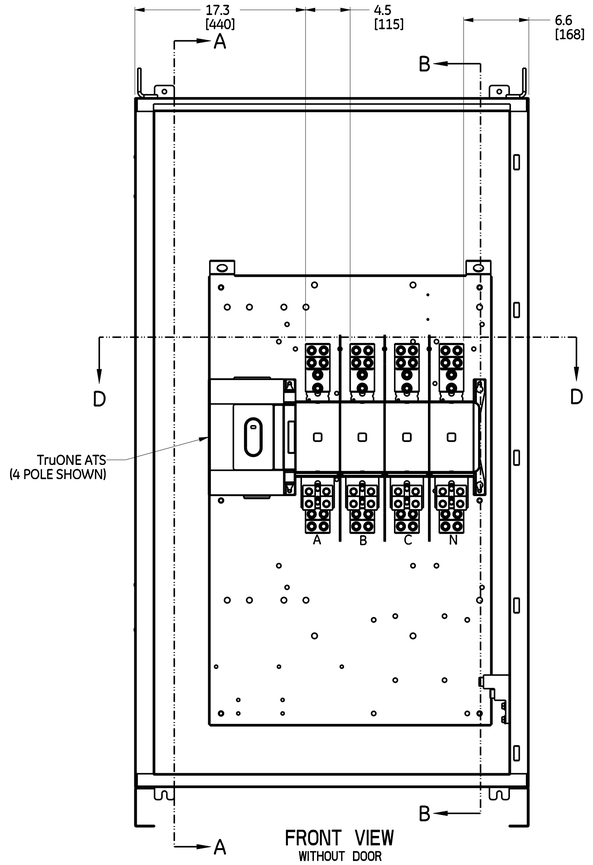
SECTION D-D
TOP VIEW
WITHOUT TOP PANEL



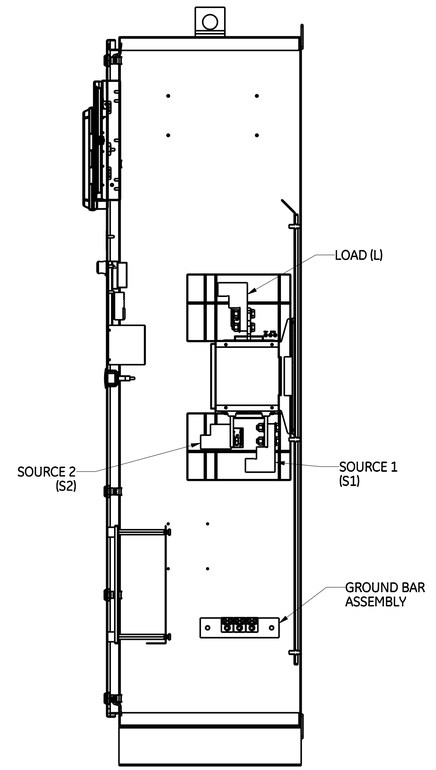
SECTION C-C
DOOR INSIDE VIEW



SECTION A-A
LEFT SIDE
WITHOUT SIDE PANEL



FRONT VIEW
WITHOUT DOOR



SECTION B-B

NOTE:
1. REFER TO SHEET (1) FOR COMPLETE NOTE DETAILS
2. MECHANICAL LUGS SHOWN IN ABOVE VIEWS ARE FOR REFERENCE ONLY.

ABB PROPRIETARY AND CONFIDENTIAL INFORMATION
The information contained in the document has to be kept strictly confidential.
Any unauthorized publication or disclosure to third parties without the express written permission of
ABB reserves all rights regarding intellectual Property Rights.
Copyright 2021 ABB. All rights reserved

Third Angle Projection

ABB		
SIZE D	NUMBER 50C-1071	REV 2
SCALE 13:100	PRODUCT LINE ZTX/ZTG(D)	SHEET 2 of 2