
System 800xA High Integrity Fire & Gas solution



System 800xA High Integrity Fire & Gas solution

With 30 years of experience in designing, implementing and maintaining safety systems, ABB provides a simpler, integrated and less expensive application solution for Fire & Gas protection systems.



— Some of the world's largest natural gas facilities have emergency shutdown and Fire & Gas solutions based on System 800xA High Integrity.

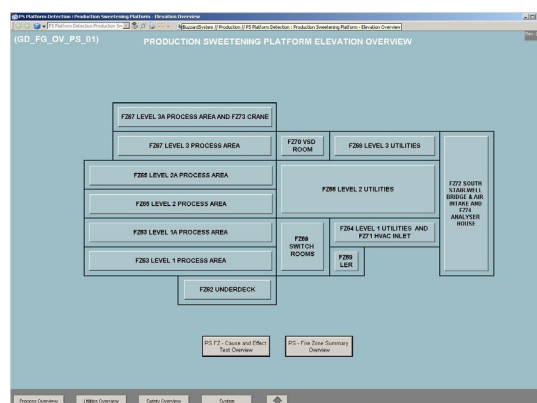
System 800xA is ABB's main control systems offering in which 800xA High Integrity constitutes the Safety Instrumented Systems (SIS) portion. The Fire & Gas (F&G) protection system can be fully integrated with the System 800xA Basic Process Control System (BPCS), thereby providing a common operational, engineering and information environment for BPCS and SIS.

System 800xA includes a comprehensive library of standard reusable components that include extended automation entities such as faceplates, graphic elements, trends, document links, and alarms and events. In addition, ABB provides a broad family of industry-specific libraries, including the safety-certified Fire & Gas library, that contain

Control Modules, Function Blocks, Data Types and graphic elements including special features for F&G applications.

The pre-tested and safety-certified 800xA High Integrity libraries significantly reduce the time required to engineer, test and maintain control while minimizing project risks.

Alarm and Event handling, Force Control, Override Control, Access Management, and on-line diagnostics provide the operator with vital information and reduces time to action in the event of an unwanted event or actual demand.

[illegible]

01 Descriptive graphic displays representing the physical layout of the plant.

A main feature of the ABB safety systems offering, Fire & Gas Protection Technology constitutes an integral part of System 800xA. Integrating modern, certified products for Fire & Gas detection that utilize standardized, high-performance plant network solutions with TÜV-approved 800xA High Integrity controllers results in a powerful and homogenous Fire & Gas system. 800xA High Integrity can integrate both addressable and non-addressable F&G detectors into a complete safety system. This enhances functionality, increases safety and considerably simplifies the engineering process. The certified Fire & Gas Library enables standardized and less complex application design, resulting in a highly efficient engineering process.

ABB offers a wide range of control modules for monitoring and controlling safety systems. A complete range of high-level Control modules, Faceplates, Graphic Elements, Alarm management and operational templates and strategies are included.

The SIL2-certified Fire & Gas Library and the SIL3-certified Supervision Basic Library include a range of function blocks typically used in F&G applications. Easily identifiable safety-certified function blocks provide engineers and operators with a clear-cut visual separation between safety critical and process control application code.

800xA High Integrity functionality

Diverse technology for maximum reliability

The AC 800M HI offers a SIL3 TÜV certified control environment for combining safety and business critical process control in one controller without sacrificing safety integrity. The AC 800M High Integrity controller is realized by combining different technologies in the processor module and the Safety Module (co-processor).

Fault tolerance for maximum availability

Flexible redundancy schemes enable controller configurations up to and including Quad configuration. Libraries are marked non-SIL or SIL to show their usability. Embedded safety measures prevent inadvertent degradation of safety applications.

Flexible integration to System 800xA

800xA High Integrity and System 800xA utilize common engineering tools as well as operator interface, historian, audit trail, asset and device management applications and instruments. This enables system-level tools and functions to be leveraged across an entire integrated plant automation solution, including the safety system. Such an environment offers safe and instant interaction between applications, which leads to a host of benefits, including easier handling through better technical solutions and reduced cost of ownership throughout the system life cycle.

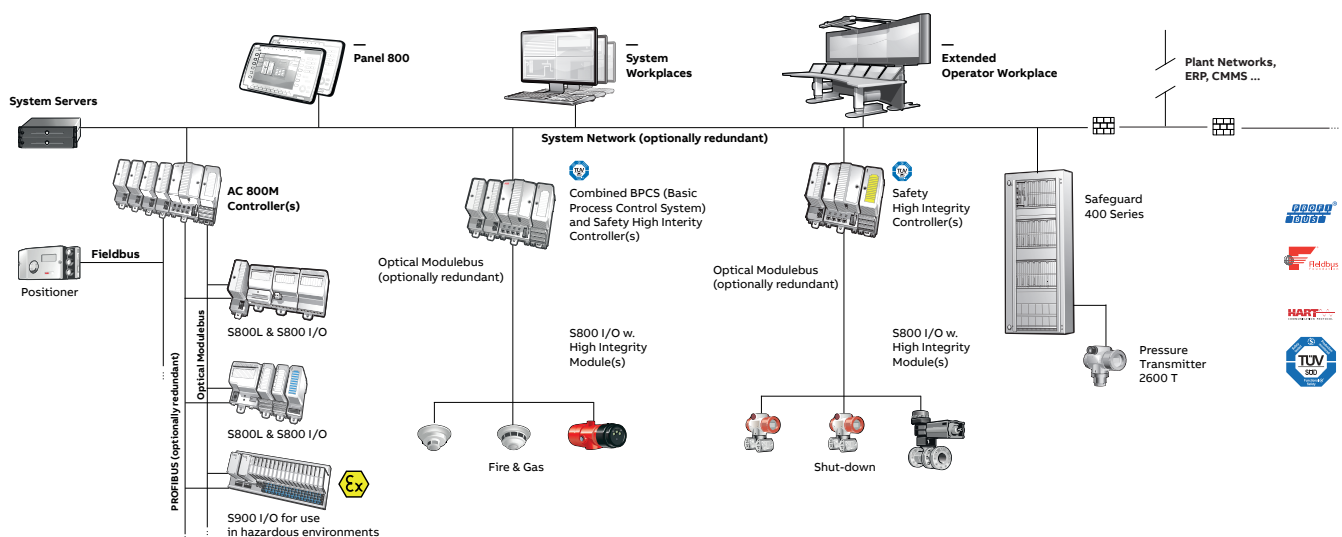
Access management

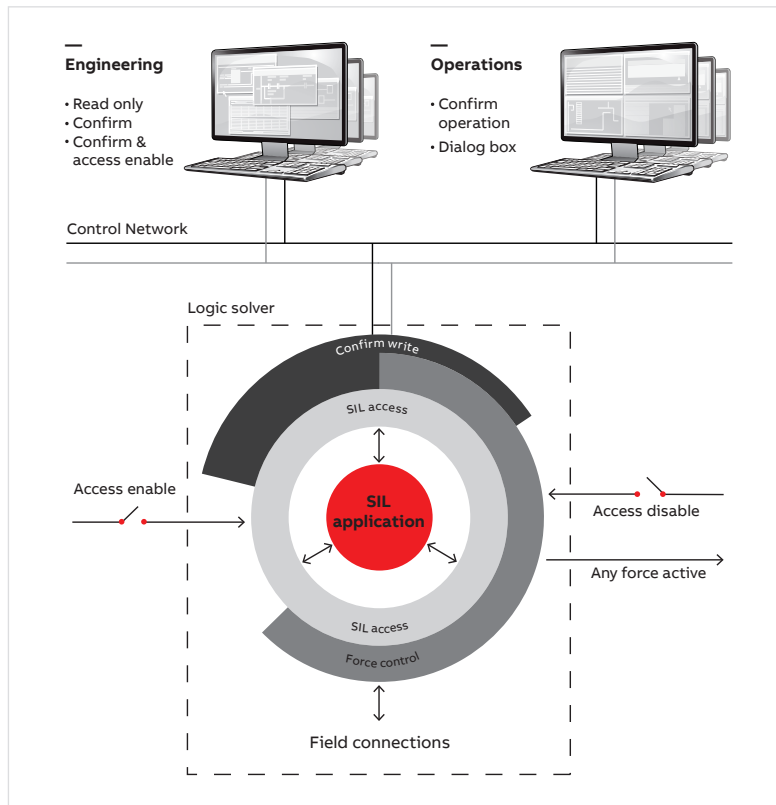
Access Control, Confirm Operation and Force Control are all firewall mechanisms embedded within the safety controller. Access control to SIL applications includes functionality for configuration, operation and maintenance. In accordance with several safety standards, a physical input implemented as a hard-wired signal to the safety controller must be activated to enable the highest level of authorized access. When the Access Enable input is activated, permission is given to make online changes in a SIL application.

High Integrity I/O

System 800xA's S800 I/O is a distributed, highly modular and flexible I/O system that allows easy installation of I/O modules and process cabling. SIL3-compliant High Integrity I/O modules within the S800 I/O family can be used for safety-critical applications. These I/O modules include those for 4-20 mA analog inputs, 24 Vdc supervised digital inputs and 24 Vdc digital outputs. The digital output module provides both Normally Energized and Normally Deenergized outputs typically used in ESD and Fire & Gas (F&G) systems respectively. The digital inputs support local time-tagging of signal changes for high-resolution sequence-of-events logging. Analog inputs support HART pass-through for easy calibration, monitoring and diagnosis with configurable access when using HART device integration.

Process control and safety systems can be seamlessly integrated in System 800xA.





01

02



03

01
Embedded firewalls and confirmation procedures protect the SIL application from inadvertent/accidental control actions.

02
AC 800M High Integrity controller is SIL3-certified both in single and redundant configurations.

03
ABB's range of safety-certified instruments includes flow, pressure, temperature, etc.

Force Control

Force Control in the 800xA High Integrity system has been implemented to support all operational, engineering, maintenance and management activities throughout the system life cycle. When designing SIL applications, the safety engineer defines the maximum number of concurrent forced inputs and outputs. During operation and maintenance, the Access Management software restrict access to SIL applications to prevent unauthorized changes, additionally keeps track of the active number of forced I/O points. This information can be made available via the safety operator's personalized workplace.

For emergency reset of all forces, a firmware function that includes a dedicated physical input is available in the safety controller. This complies with regulatory requirements and reduces time-consuming application design, implementation and testing.

High Integrity instrumentation

ABB can provide a wide range of safety-certified sensors and positioners. Various solutions are available ranging from full-redundancy, high-integrity transmitters designed and certified by TÜV to comply with IEC 61508 requirements to standard transmitters with enhanced internal diagnostics to minimize the Probability of Failure on Demand.

System 800xA functionality

Functional Safety Management via Aspect Objects platform

The framework of the 800xA High Integrity system environment is built on ABB's Aspect Object technology. Managing data within this singular virtual database environment, System 800xA makes all the information required to install, operate and maintain the system available through a common interface. This makes it possible to access data (aspects) directly from its source in the context of the asset (object) without needing to know where the data comes from, and without concerns about data integrity and concordance.

System 800xA's system platform opens new perspectives during the design and realization of safety and control applications, as well as during Functional Safety Management (FSM) and other safety-related support functions.

For example, safety aspects could include hazardous operation studies, safety-requirement specifications, safety allocation specifications, SIL Assessments, installation and test support, maintenance, modifications and change management, configuration management as well as SIL monitoring, validation and verification.

Messaging

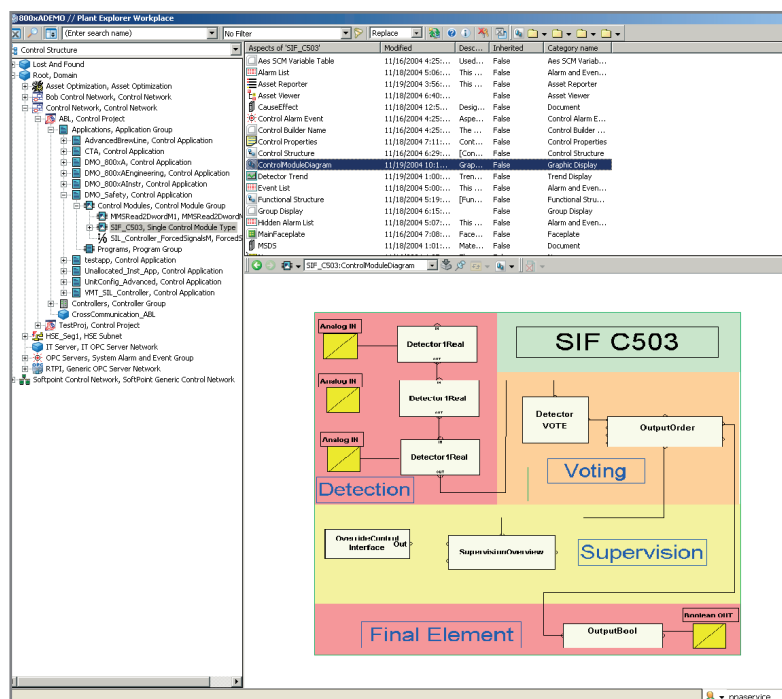
Remote personnel are notified of critical events via mobile telephones, e-mail accounts and pagers by the system's SMS (Simple Messaging Service) and e-mail messaging service. Using GSM (Global System for Mobile communications) mobile phone technology, 800xA allows remote acknowledgement of notification and confirmation of receipt.

800xA Information Management

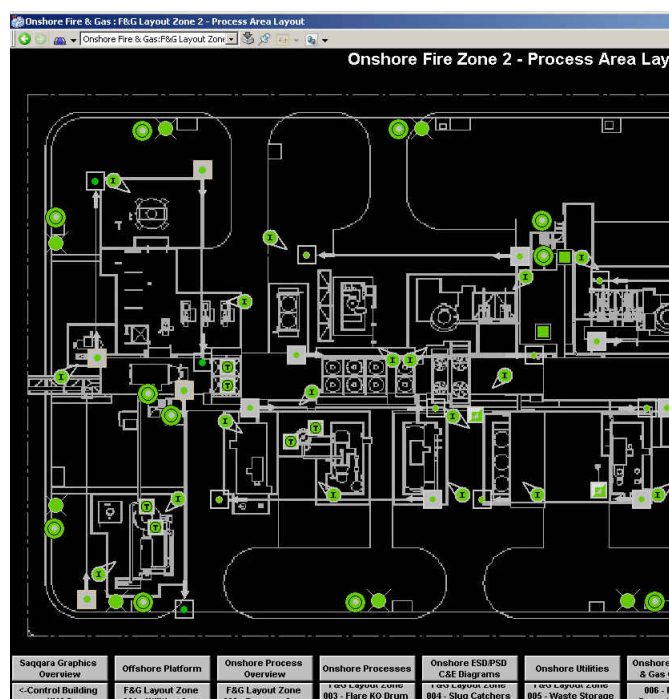
System 800xA collects and securely stores business, process and safety data from all plant sources. Due to the powerful and flexible system functionality and features, this data can be analyzed and transformed into useful information, and presented to plant-users to improve operational efficiency, safety and profitability. Examples of safety compliance reports that can be created include:

• Override Report.

Shows an overview of all tags that are currently in force, blocked, suppressed or in override, etc. In combination with the standard System 800xA Audit Trail functionality, the report also enables historical reviews of when or by whom a tag was blocked or suppressed.



01



02

01
Dedicated safety work-places offer overviews as well as easy access to detailed information.

02
Top-of-the-line operator environments can easily be tailored to reflect the actual physical site layout.

- **Valve Verification Report.**

Summarizes valve functionality in the system. This report contains valve operation information such as calculated valve travel time and operational status, as well as a fault-frequency report on valves and valve groups.

- **Valve Leakage Test Report.**

Summarizes results from valve-leakage testing. The Valve Leakage Test Report can be used on all valves, both critical and non-critical. The report consists of logging pressure data for a valve after the operator has created a pressure difference across the valve.

- **Automatic Shutdown Report (ASR).**

Validates the success of a Process Shutdown (PSD) or Emergency Shutdown (ESD). The ASR report contains an over-view of all shutdowns performed in the system, and gives the operator detailed information of cause and effect relationships, including status of the operations performed.

Sequence of Events (SOE) and alarms

As a standard part of the 800xA system, alarms and time-tagged event messages are stored and presented with milli-second accuracy in alarm lists. The Fire & Gas Application Solution provides additional messages related specifically to Fire & Gas systems.

Personalized workplaces for safety personnel

The Fire & Gas Application Solution provides a set of easily-configured operator displays and dialogs. The display elements have three levels; site overview displays, module displays, and fire area displays. Together, these provide a complete and detailed presentation of the site and every single detector installed.

Every ESD field device connected to a safety controller has a corresponding predefined graphic display (faceplate) with real-time information and dialog with the device. Interactive operator graphics can easily be customized through the use of predefined elements and symbols.

On-line diagnostics

Each safety controller in the 800xA System issues detailed messages about safety-related information and problems. These are commonly viewed in the operator station. This high level of diagnostics is essential for the integrity of the Fire & Gas system. System Status and Asset Viewers provide detailed information about the health and location of every SIS device.

03

ABB Fire & Gas solutions help prevent hazardous situations in the petrochemical/chemical industry.

03



abb.com/highintegritysafety

800xA is a registered or pending trademark of ABB. All rights to other trademarks reside with their respective owners

We reserve the right to make technical changes to the products or modify the contents of this document without prior notice. With regard to purchase orders, the agreed particulars shall prevail. ABB does not assume any responsibility for any errors or incomplete information in this document.

We reserve all rights to this document and the items and images it contains. The reproduction, disclosure to third parties or the use of the content of this document –including parts thereof – are prohibited without ABB's prior written permission.

Copyright© 2017 ABB
All rights reserved

3BSE055221 en B

