




Type
UL : Type 1 CA IEC : Type 2

I <sub>max</sub> : 40 kA

U <sub>p</sub> : 4,5 kV
System
PV : 1500 V d.c

UL 1449 Ed3

Type 1 UL (Type 2 IEC) PV SPD's have characteristics of type 2, they are capable of discharging indirect lightning strikes causing induced or conducted overvoltages generally from earth to the Panel they have a low residual voltage (U<sub>p</sub>), which is compatible with the withstand voltage of the Panel and the PV Inverter. Higher is the I<sub>max</sub>, more powerful they are.




They are installed inside the string/combiner boxes but inside near the PV Inverter.

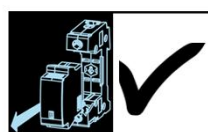
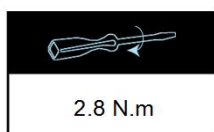
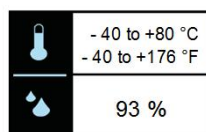

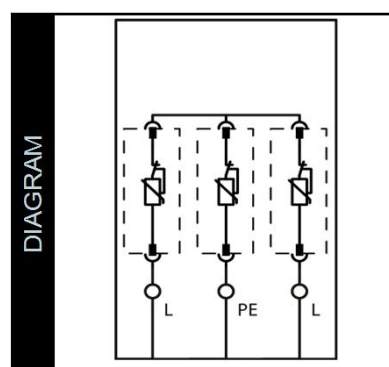
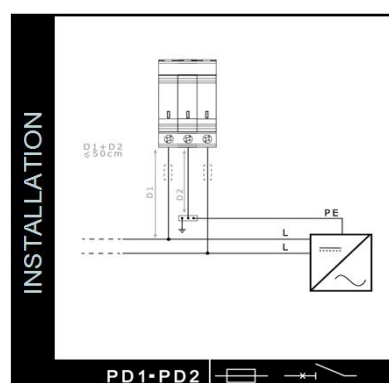
If the announced residual voltage (U<sub>p</sub>) is not compatible with the withstand voltage of the equipment to protect or if the cable length to the equipment is longer than 10m, another level of coordination with another OVR PV T2 will be needed.

- Din rail mounting
- No back up protection required
- Pro M compact design
- High performance
- 3 MOV varistors (L+/L-; L+/G; L-/G)



CHARACTERISTICS

Key characteristics			
Protection mode			L-L/L-PE
Number of protected lines			2
Test class			II
Integrated thermal disconnecter			Yes
End of life indicator			Yes
Safety reserve			No
Electrical characteristics			
Nominal discharge current	$I_n$ (8/20)	kA	15
Maximal discharge current	$I_{max}$ (8/20)	kA	40
Impulse current	$I_{imp}$ (10/350)	kA	2
Maximal continuous operating voltage	$U_{CPV}$ (L-L)	V	1500
Maximal continuous operating voltage according 	MCOV	V	1500
Voltage protection level at $I_n$	$U_p$ (L-PE)	kV	4,5
Voltage protection level at $I_n$	$U_p$ (L-L)	kV	4,5
Voltage protection rating according 	VPR (L+/G, L-/G, L+/L-)	kV	4,5 / 4,5 / 4,5
Short circuit current	$I_{SCPV}$	kA	10
Short circuit withstand according 	$I_{SCCR}$	kA	1
Ground residual current	$I_{PE}$	µA	< 10
Required thermal/back up protection			
Curve B or C Circuit breaker	A	-	-
gG - gL fuse	A	-	-
Comments	* SPD autoprotected up to $I_{SCCR}$ up to 1 kA		
Mechanical characteristics			
Dimensions	H x W x D	mm	88 x 53.4 x 58
Wire range : Solid wire		mm <sup>2</sup>	2.5...25
Wire range : Stranded wire		mm <sup>2</sup>	2.5...16
Stripping length		mm	12.5
Packing quantities		piece	Per 1
Miscellaneous characteristics			
Maximal altitude	m / f		2 000 / 6 562
Weight	g / p		360 / 0.75
Response time	ns		< 25
Fire resistance according to UL 94			V-0
Replacement cartridges			
Phase / Product ID	OVR PV 40-1500H C U		2CTB802349R1700



**ABB** US  
VZCA2.E322885

